

PROFESSIONAL COLLECTION



DELLA MARTA
ITALY

 **FIXWELL**
www.fixwell.co.nz

REV. 290725



DELLA MARTA

PROFESSIONAL COLLECTION

Ricerca ed innovativa, la collezione di vetrine climatizzate Professional rappresenta quanto di più rivoluzionario sia mai stato ideato nel seducente mondo degli appassionati di vino. Sono oggetti dal concept e design inconfondibile, trasformati negli anni in veri e propri simboli e destinati a diventare preziose icone senza tempo.

La collezione Professional è stata disegnata da Massimo Della Marta, designer e grande appassionato di vino.

Per la prima volta, le cantine climatizzate, oltre che funzionali strumenti di conservazione e servizio del vino, sono raffinati complementi di arredo che consentono una elegante ed ordinata esposizione dei vini.

Brevetti mondiali come, la Teca, il Quadro Vino e l'impianto di refrigerazione centrale, hanno confermato il valore del know-how del brand nell'ambito del wine design e della tecnologia termodinamica applicata alla conservazione del vino.

L'eccellente qualità che l'azienda propone da sempre è ottenuta applicando un sistema di produzione che prevede congiuntamente processi produttivi industriali e lavorazioni artigianali. Ogni prodotto viene costruito da tecnici specializzati utilizzando materie prime e semilavorati di altissima qualità e ponendo particolare cura per ogni dettaglio.

La collezione Professional è realizzata interamente in Italia, negli stabilimenti Della Marta alle porte di Torino. Scelti dai più grandi Sommelier e Chef a livello internazionale, arredano con eleganza i migliori ristoranti ed hotel in tutto il mondo.

Sophisticated and ground-breaking, Professional climate wine cabinet collection is a revolution in the enticing world of wine enthusiasts. Unique by concept and design, through the years they have become a symbol destined to become timeless, precious icons.

The professional collection is designed by Massimo Della Marta, designer and wine enthusiast.

For the first time, climate wine cellars, from functional home appliances, become sophisticated pieces of furniture to display wine cleanly and gracefully.

World patents such as Quadro Vino, Teca, and the central refrigeration system, have confirmed the value of the brand's know-how in wine design and thermodynamics applied to wine conservation.

The company's everlasting commitment to excellence in quality is achieved through a production system that combines industrial production processes and craftsmanship. Each product is made by specialised technicians, employing prime materials and semi-finished products of the highest quality, with painstaking attention to detail.

The Professional collection is entirely made in Italy, at the Della Marta premises just outside Turin.

Chosen by the greatest international Sommeliers and Chefs, they elegantly trim the fanciest hotels and restaurants of the world.



Index

PROFESSIONAL COLLECTION

Teca

Teca	Pag.	4
------	------	---

Mod

Mod A	Pag.	28
Mod B	Pag.	42
Mod D	Pag.	46

Emme 12

Emme 12	Pag.	56
---------	------	----

Quadro Vino

Quadro Vino n. 12	Pag.	66
Quadro Vino n. 30	Pag.	68
Quadro Vino n. 40	Pag.	70
Quadro Vino n. 52	Pag.	72

Cartella colori


Colour chart	Pag.	74
--------------	------	----

Legenda

Legend	Pag.	76
--------	------	----



TECA



Q



TECA

La Teca si presenta sobria ma elegante, volutamente minimalista ed essenziale. Le bottiglie sono parte della scenografia dove la particolare esposizione in orizzontale ne esalta valore e bellezza. È un oggetto dal design inconfondibile destinato a rendere speciale ogni ambiente in cui è inserito.

Teca is sober but elegant, deliberately minimal and essential. The bottles are part of a scene where the trademark horizontal display enhances value and beauty. It is an object with a unique design intended to give a unique feel to any location.



°C
+4 / +18



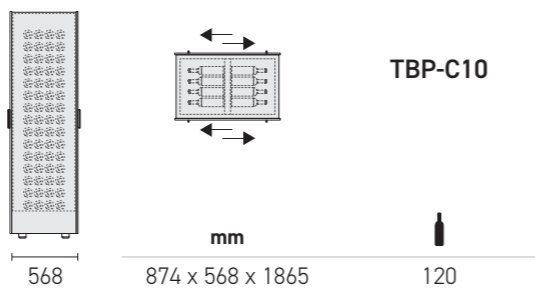
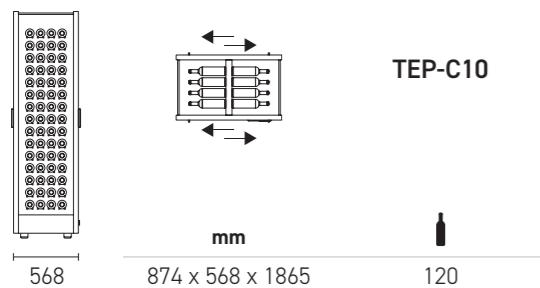
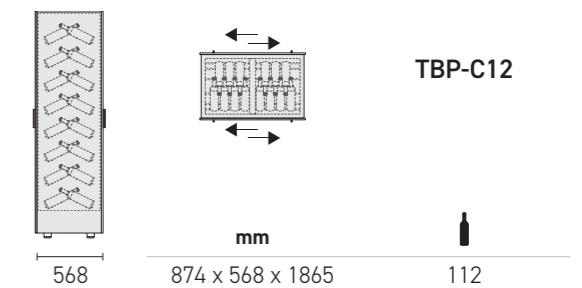
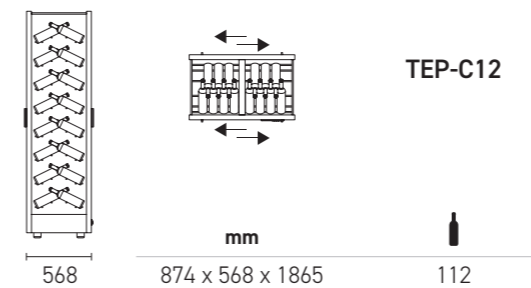
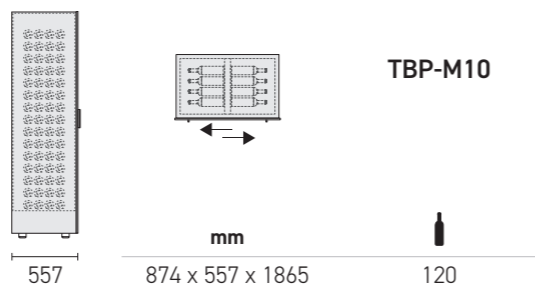
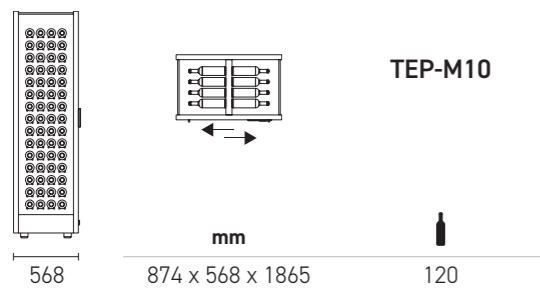
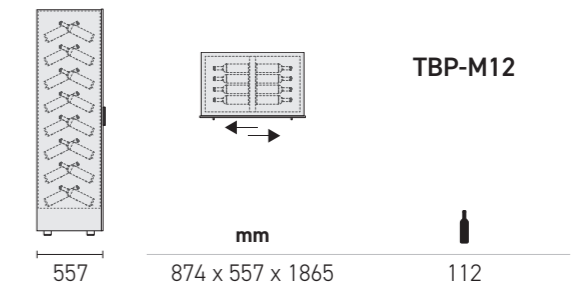
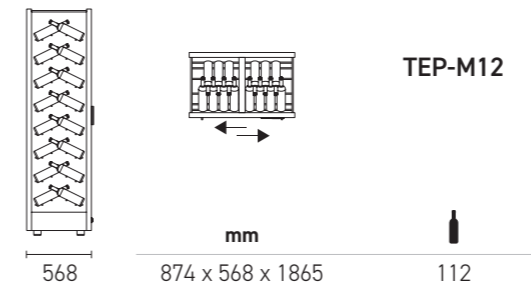
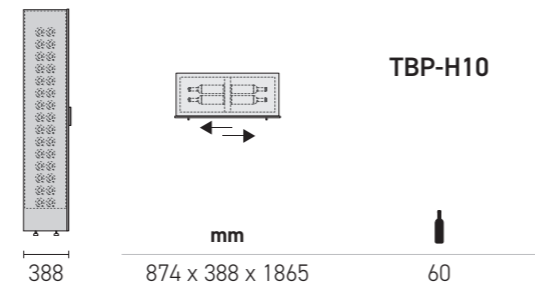
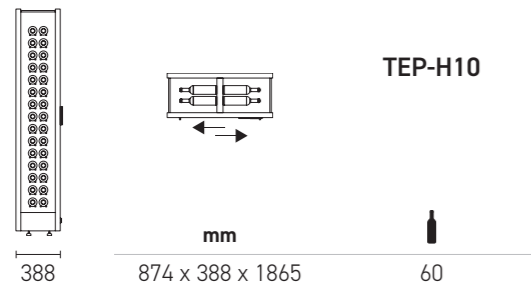
°C
+4 / +18

Free standing

Built in

Free standing

Built in

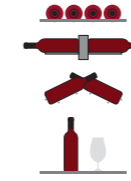




TECA



°C
+4 / +18

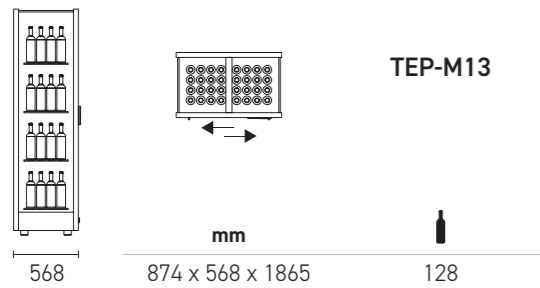


Allestimento interno personalizzabile
Custom internal layout

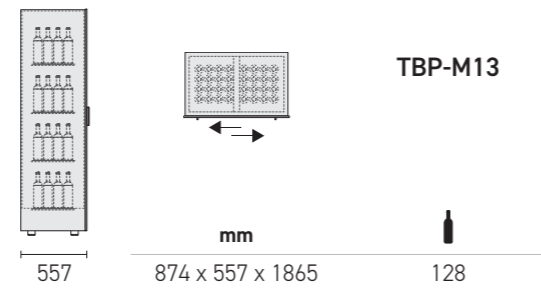


°C
+4 / +18

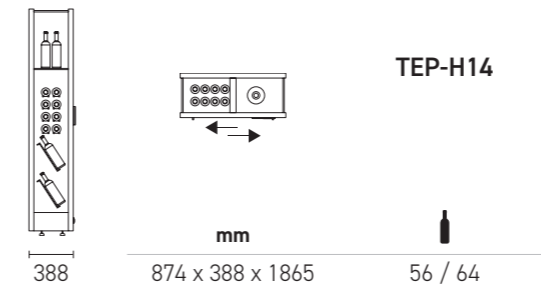
Free standing



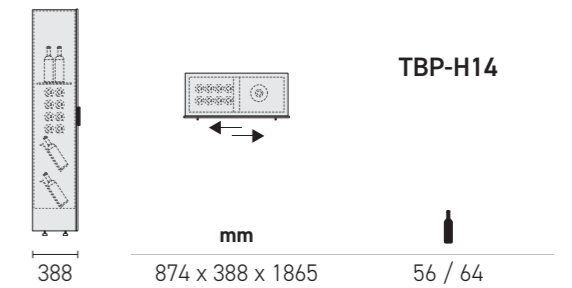
Built in



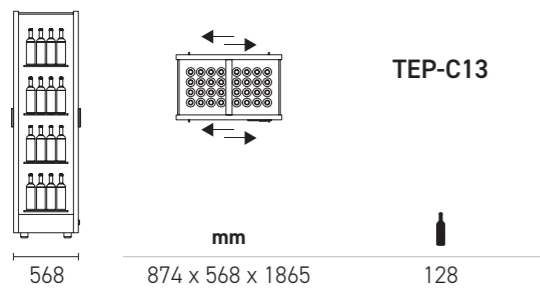
Free standing



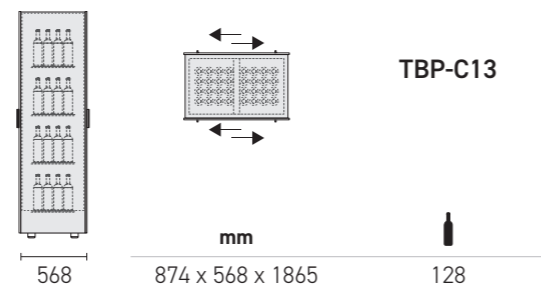
Built in



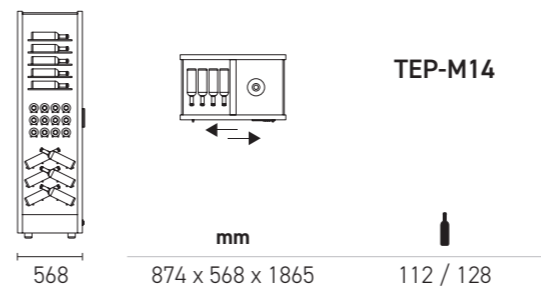
TEP-C13



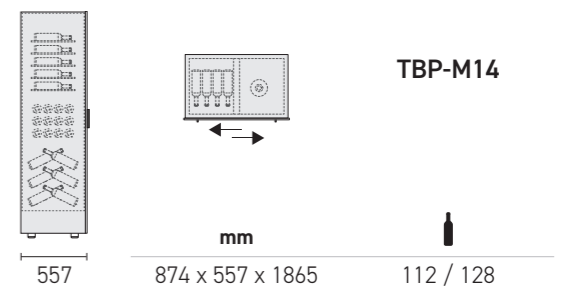
TBP-C13



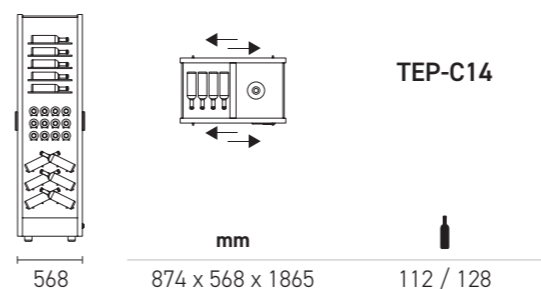
TEP-M14



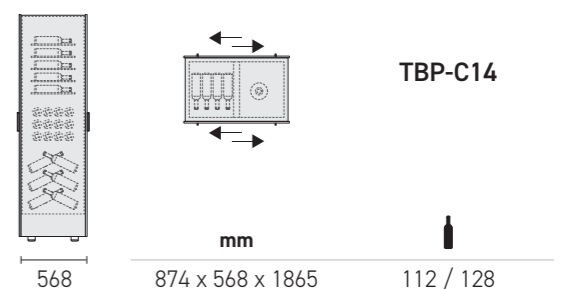
TBP-M14



TEP-C14



TBP-C14





TECA

SALUMERIA
Salami



°C
+4 / +18

GASTRONOMIA
Delicatessen



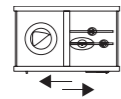
°C
+4 / +18



Free standing



568



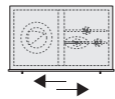
TEP-M19

mm

874 x 568 x 1865



557



TBP-M19

mm

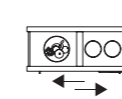
874 x 557 x 1865

Built in

Free standing



388



TEP-H18

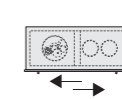
mm

874 x 388 x 1865

Built in



388



TBP-H18

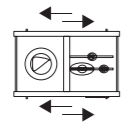
mm

874 x 388 x 1865

Free standing



568



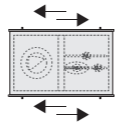
TEP-C19

mm

874 x 568 x 1865



568



TBP-C19

mm

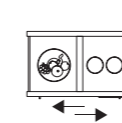
874 x 568 x 1865

Built in

Free standing



568



TEP-M18

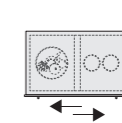
mm

874 x 568 x 1865

Built in



557



TBP-M18

mm

874 x 557 x 1865

Free standing



568



TEP-CH18

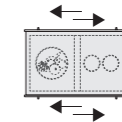
mm

874 x 568 x 1865

Built in



568



TBP-C18

mm

874 x 568 x 1865



TECA

CIOCCOLATO
Chocolate



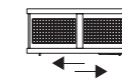
°C
+14 / +16

Free standing

Built in



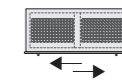
TEP-H17



mm
874 x 388 x 1865



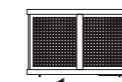
TBP-H17



mm
874 x 388 x 1865



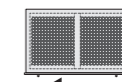
TEP-M17



mm
874 x 568 x 1865



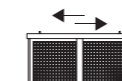
TBP-M17



mm
874 x 557 x 1865



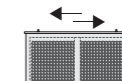
TEP-C17



mm
874 x 568 x 1865



TBP-C17



mm
874 x 568 x 1865



TECA

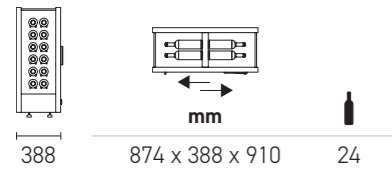


°C
+4 / +18

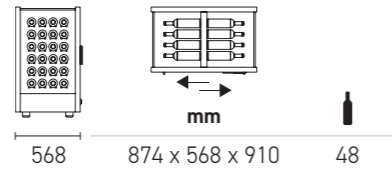


°C
+4 / +18

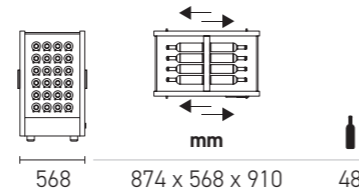
TEP-H20



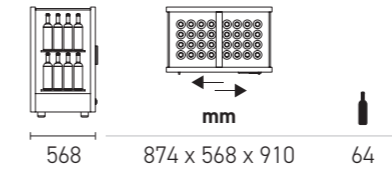
TEP-M20



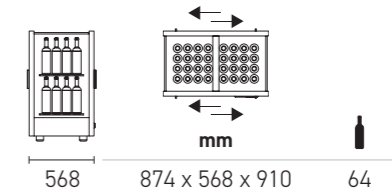
TEP-C20



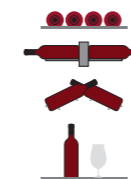
TEP-M23



TEP-C23



°C
+4 / +18

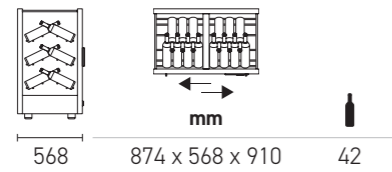


Allestimento interno personalizzabile
Custom internal layout

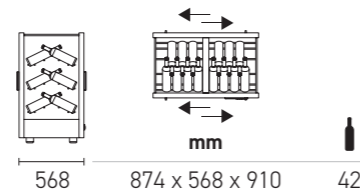


°C
+4 / +18

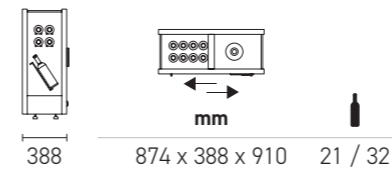
TEP-M22



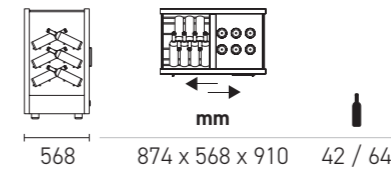
TEP-C22



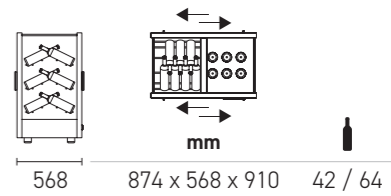
TEP-H24



TEP-M24



TEP-C24



SALUMERIA
Salami



°C
+4 / +18

CIOCCOLATO
Chocolate



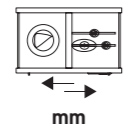
°C
+14 / +16



TEP-M29



568



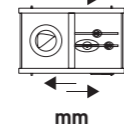
mm

874 x 568 x 910

TEP-C29



568



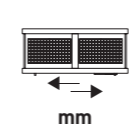
mm

874 x 568 x 910

TEP-H27



388



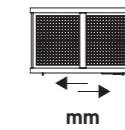
mm

874 x 388 x 910

TEP-M27



568



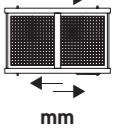
mm

874 x 568 x 910

TEP-C27



568



mm

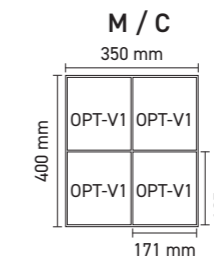
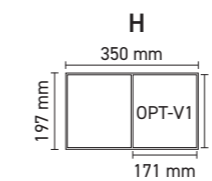
874 x 568 x 910

GASTRONOMIA
Delicatessen



°C
+4 / +18


OPT-V1



TEP-H28



388



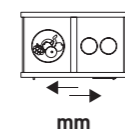
mm

874 x 388 x 910

TEP-M28



568



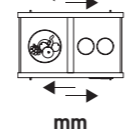
mm

874 x 568 x 910

TEP-C28



568



mm

874 x 568 x 910



MOD

Sistema componibile. Una ricca collezione di finiture e colori consente di realizzare ambientazioni originali ed esclusive. Mod è tecnologia, tecnica ed applicazione al servizio del design e dell'architettura in una visione di libera espressione estetica.

Mod è un sistema versatile, che trova spazio in progetti di abitazioni private e locali commerciali. Esposizione, conservazione e servizio del vino, ma non solo. L'inserimento di moduli gastronomia e salumeria consente di realizzare una pratica, elegante e ben distinta area dedicata esclusivamente all'esposizione enogastronomica.

Modular system. A rich collection of finishes and colors to create unique and exclusive ambiances. Mod is technology, craft, and application at the service of design in a vision of free aesthetic expression.

Mod is a versatile system that finds its place in private residential and commercial projects.

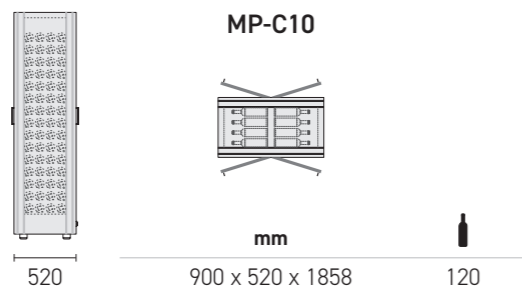
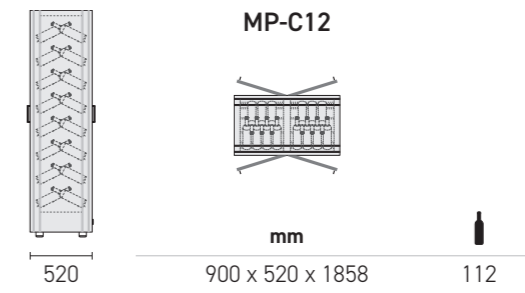
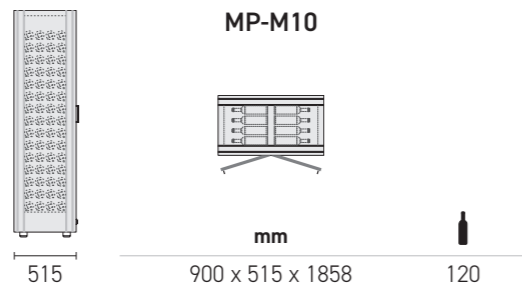
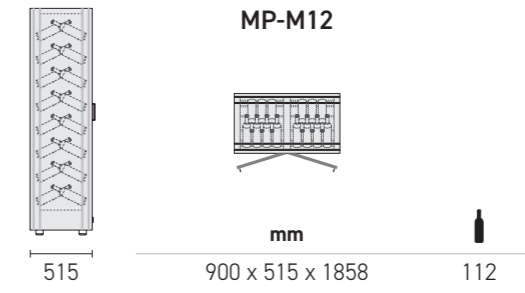
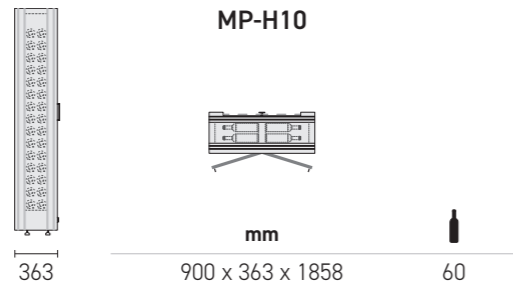
Wine display, storage and service, but not exclusively. The addition of ready dish and cold cuts modules enables the creation of a practical, elegant and distinct area dedicated exclusively to food and wine display.



°C
+4 / +18

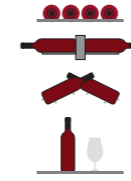


°C
+4 / +18






°C
+4 / +18



Allestimento interno personalizzabile
Custom internal layout



°C
+4 / +18



MP-M13



mm

900 x 515 x 1858



128



MP-H14



mm

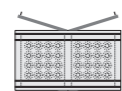
900 x 363 x 1858



56/64



MP-C13



mm

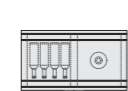
900 x 520 x 1858



128



MP-M14



mm

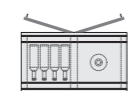
900 x 515 x 1858



112/128



MP-C14



mm

900 x 520 x 1858



112/128




MODULI SALUMERIA
Salami modules



°C
+4 / +18



MP-M19

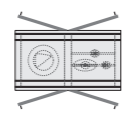


mm

900 x 515 x 1858



MP-C19



mm

900 x 520 x 1858

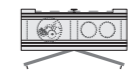
MODULI GASTRONOMIA
Delicatessen modules



°C
+4 / +18




MP-H18

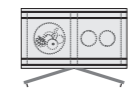


mm

900 x 363 x 1858



MP-M18

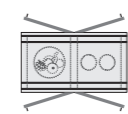


mm

900 x 515 x 1858



MP-G18



mm


900 x 520 x 1858

MODULI CIOCCOLATO
Chocolate modules



°C
+14 / +16

MODULI NEUTRI
Neutral modules



MP-H17

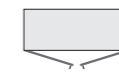


mm

900 x 363 x 1858

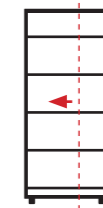


MN-H1A



mm

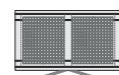
900 x 355 x 1858



Modulo realizzabile su misura da cm 20 a cm 90
Custom made unit from cm. 20 up to cm. 90




MP-M17



mm

900 x 515 x 1858



MN-M1A

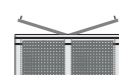


mm

900 x 515 x 1858



MP-C17

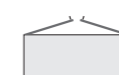


mm

900 x 520 x 1858



MN-C1A

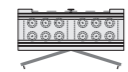


mm

900 x 520 x 1858



MN-H13

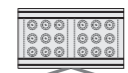


mm

900 x 363 x 1858



MN-M13

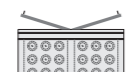


mm

900 x 515 x 1858



MN-C13



mm

900 x 520 x 1858



MN-H1M



mm

486 x 363 x 1858



MN-M1M



mm

486 x 515 x 1858



MN-C1M




mm

486 x 520 x 1858





MODULI REFRIGERATI PER VINO - B
Wine cooling units

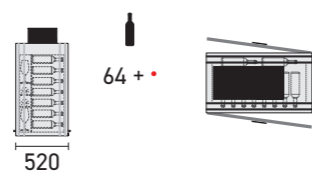


MP-M30

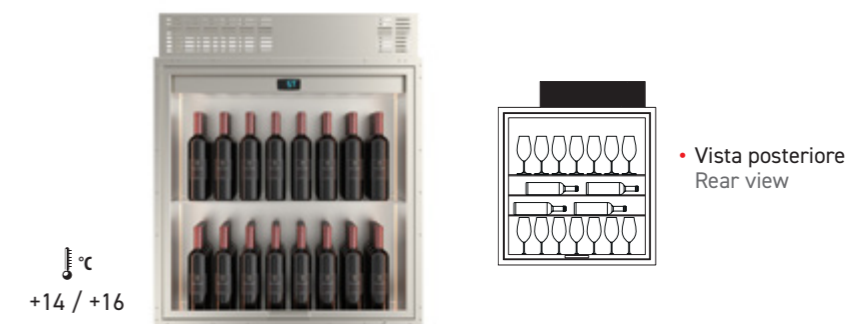


mm 900 x 515 x 1050

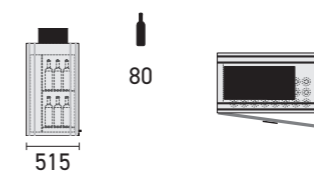
MP-C30



mm 900 x 520 x 1050

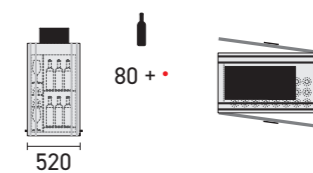


MP-M33



mm 900 x 515 x 1050

MP-C33




mm 900 x 520 x 1050

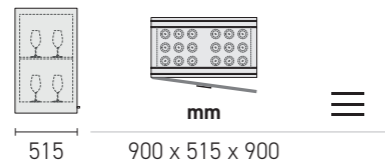
MODULI NEUTRI
Neutral modules



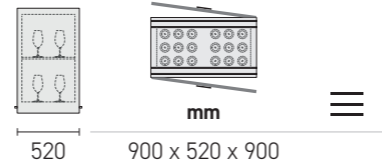
MN-H33



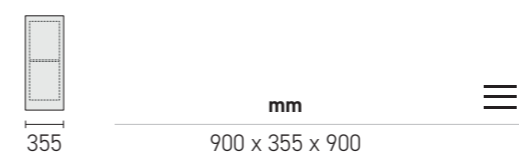
MN-M33



MN-C33

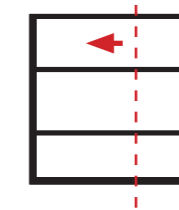
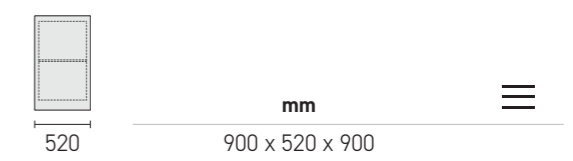


MN-H3G



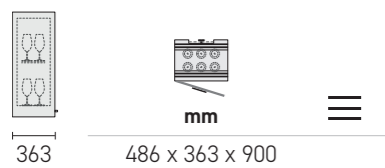
MN-M3G

MN-C3G

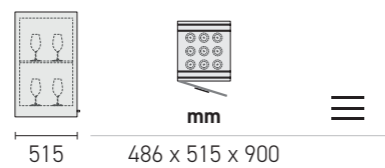


Modulo realizzabile su misura da cm 20 a cm 90
Custom made unit from cm. 20 up to cm. 90

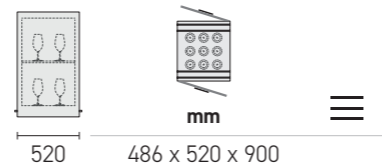
MN-H3M



MN-M3M



MN-C3M





MOD

Con l'utilizzo del modulo "D" è possibile realizzare sia una soluzione tipo banco, utilizzando il rivestimento FIT, sia la soluzione a pensile, utilizzando le cornici. Per realizzare una elegante esposizione enogastronomica, in aggiunta ai moduli per il vino, si possono inserire moduli neutri, salumeria e gastronomia.

With type "D" modules it is possible to create either a counter-like solution using our FIT cladding, or a suspended composition using our frames. To realize an elegant enogastronomic display in addition to bottle units it is possible to add also neutral units, delicatessen and gastronomy ones.

MODULI REFRIGERATI PER VINO
Wine cooling units

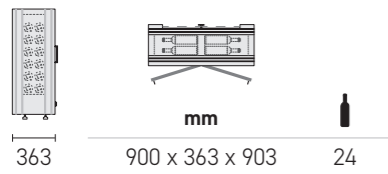


°C
+4 / +18

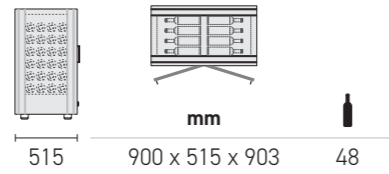


°C
+4 / +18

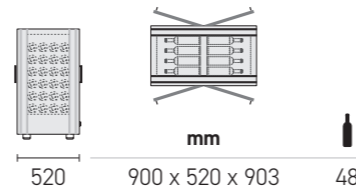
MP-H20



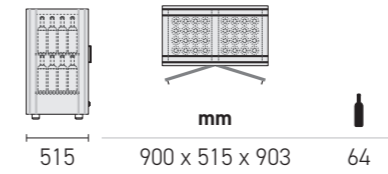
MP-M20



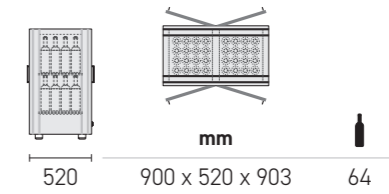
MP-C20



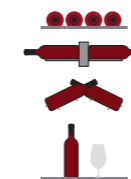
MP-M23



MP-C23



°C
+4 / +18

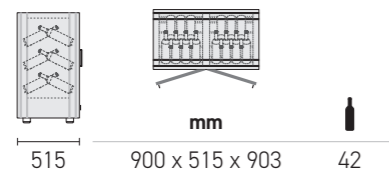


Allestimento interno personalizzabile
Custom internal layout

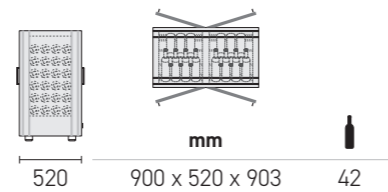


°C
+4 / +18

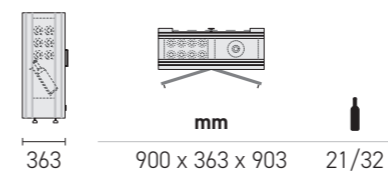
MP-M22



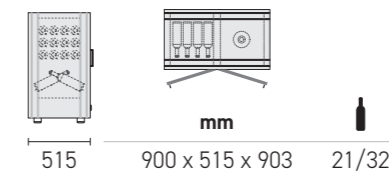
MP-C22



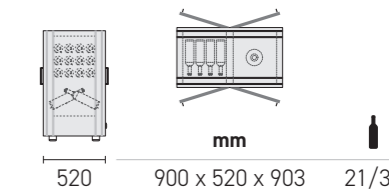
MP-H24



MP-M24



MP-C24





MODULI GASTRONOMIA

Delicatessen modules



°C
+4 / +18

MP-H28



363



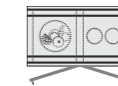
mm

900 x 363 x 903

MP-M28



515



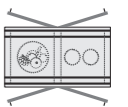
mm

900 x 515 x 903

MP-C28



520



mm

900 x 520 x 903

MODULI SALUMERIA

Salami modules

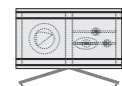


°C
+4 / +18

MP-M29



515



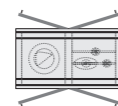
mm

900 x 515 x 903

MP-C29



520



mm

900 x 520 x 903

MODULI CIOCCOLATO

Chocolate modules




°C
+14 / +16

MP-H27



363



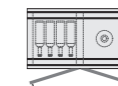
mm

900 x 363 x 903

MP-M27



515



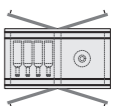
mm

900 x 515 x 903

MP-C27



520



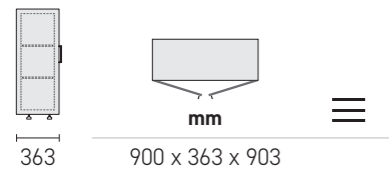
mm

900 x 520 x 903

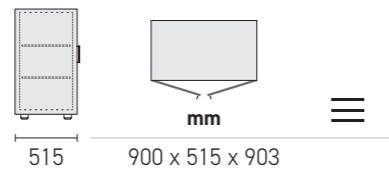
MODULI NEUTRI
Neutral modules



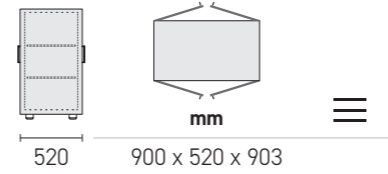
MN-H2A



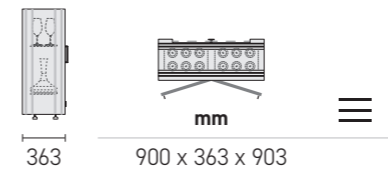
MN-M2A



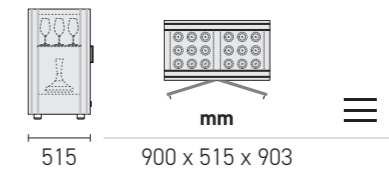
MN-C2A



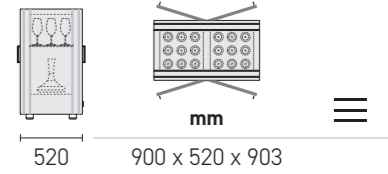
MN-H23



MN-M23




MN-C23



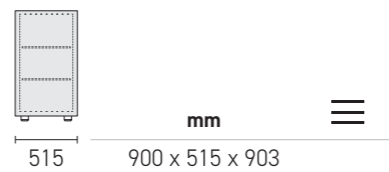
Modulo realizzabile su misura da cm 20 a cm 90
Custom made unit from cm. 20 up to cm. 90



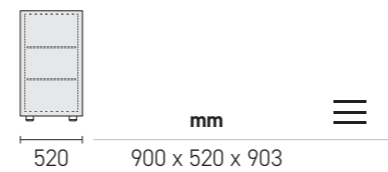
MN-H2G



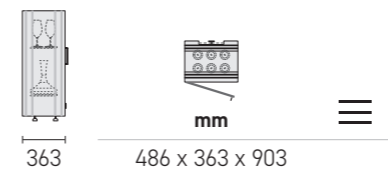
MN-M2G



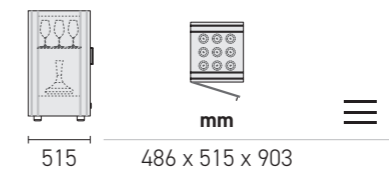
MN-C2G



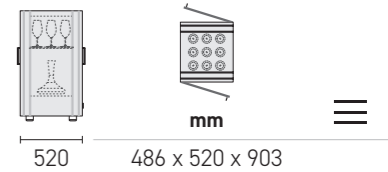
MN-H2M



MN-M2M



MN-C2M





MOD

Composizione ad incasso su cavalletto composta da due MP-M10. Cornice sagomata.

Built-in composition on stands made with two MP-M10. Style frame.

FINISHES



CORNICE LINEARE

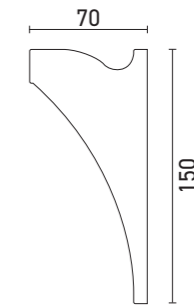
Plain frame



FM-CL

CORNICE SAGOMATA

Moulded frame



FM-CS

COLORS

L01 - L10 - L11 - L20 - L21 - L22 - L23 - L30
L40 - L42 - L50 - L51 - L52 - L53 - LM01 - LM02 - RAL

COLORS

PANNELLI LATERALI

Side panels



FM-PL

L'inserimento dei pannelli laterali è da prevedere esclusivamente nell'installazione "da appoggio" oppure "centrale".

Side panels are to be added exclusively in the case of "wall-back" or "central" installations.

COLORS

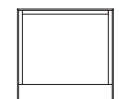
L01 - L10 - L11 - L20 - L21 - L22 - L23 - L30
L40 - L42 - L50 - L51 - L52 - L53 - RAL

RIVESTIMENTO FIT

Fit cladding



FM-R-F**A



FM-R-F**D

Rivestimento completo top, fianchi e frontalino.
Complete cladding for top, sides and front flap.

COLORS

L01 - L10 - L11 - L20 - L21 - L22 - L23 - L30
L40 - L42 - L50 - L51 - L52 - L53 - RAL

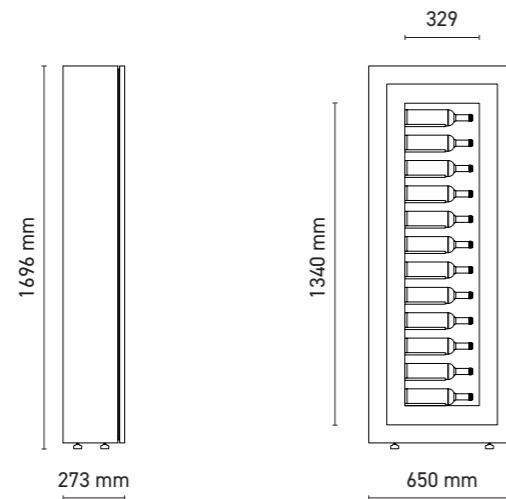


EMME 12



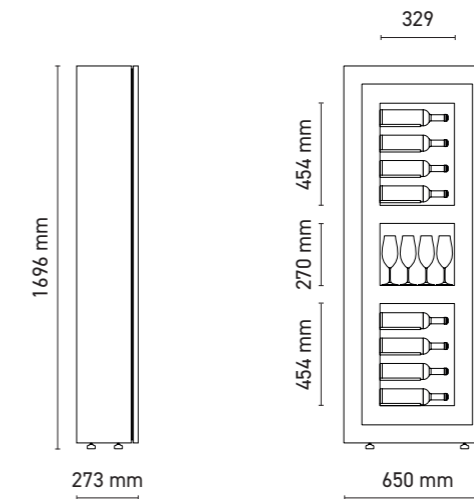
E-M12

mm		 °C
650 x 273 x 1696	12	+4 / +18



E-M12G

mm		 °C
650 x 273 x 1696	8	+4 / +18



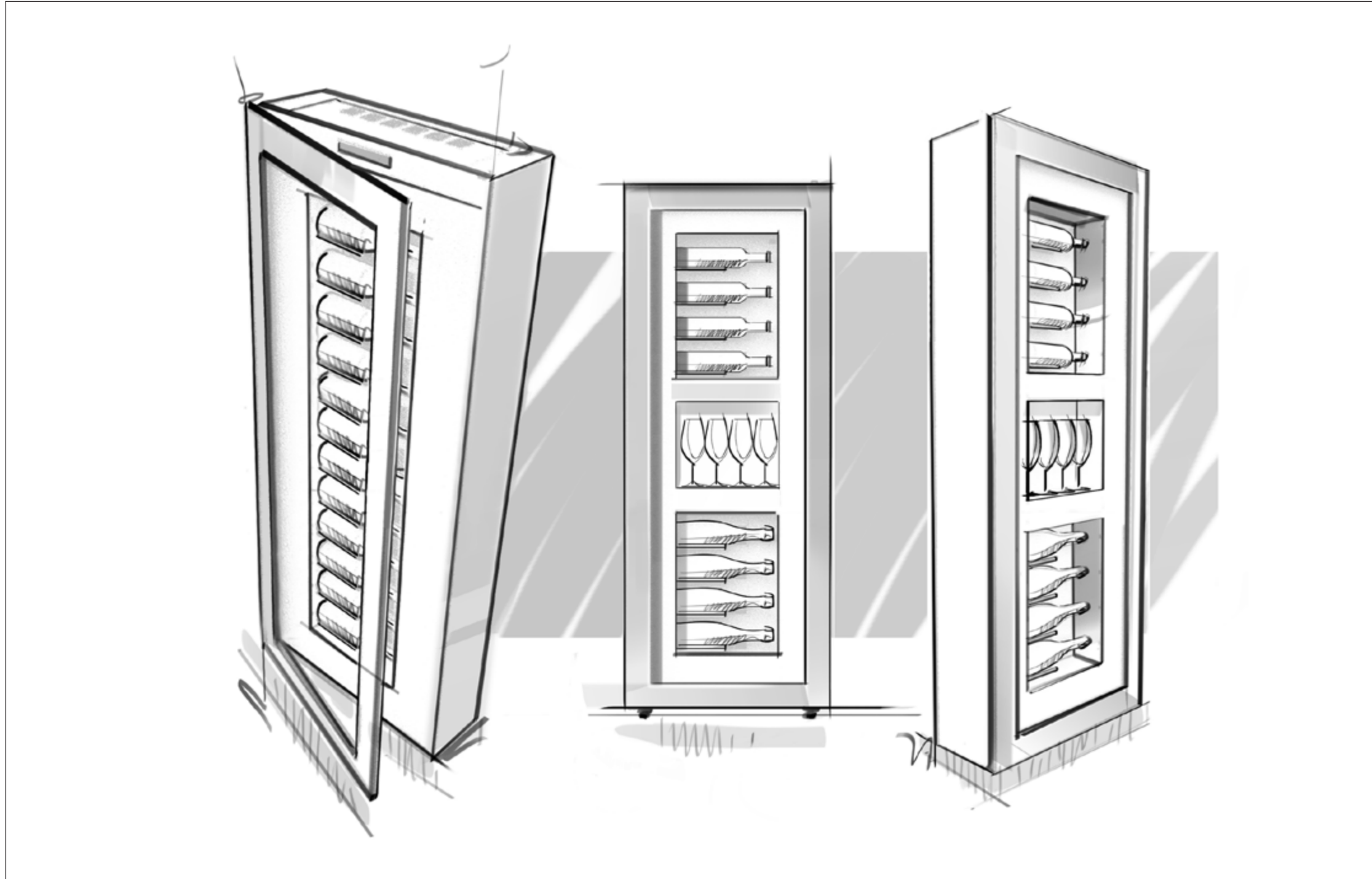
FINITURE - FINISHES

CORNICI
Frames

MDF - DUNE - CLASSICA - HPL

PANNELLI
Panels

METAL - ECO-LEATHER - CORK



EMME 12


La Emme12 rappresenta la sintesi della vision del brand. Oggetto fortemente identitario, segue il concept estetico della collezione Quadro Vino, facendo propria una tecnologia del freddo professionale. È la vetrina per vino meno profonda al mondo. Le temperature differenziate consentono di conservare contemporaneamente sia vini bianchi che vini rossi.

Emme 12 represents a synthesis of the brand's vision. As a highly identitary object, it follows Quadro Vino's aesthetic concept, taking up technology from professional refrigeration.

It is the world's slimmest wine cabinet. Differentiated temperatures allow for conservation of white and red wines at the same time.



QUADRO VINO



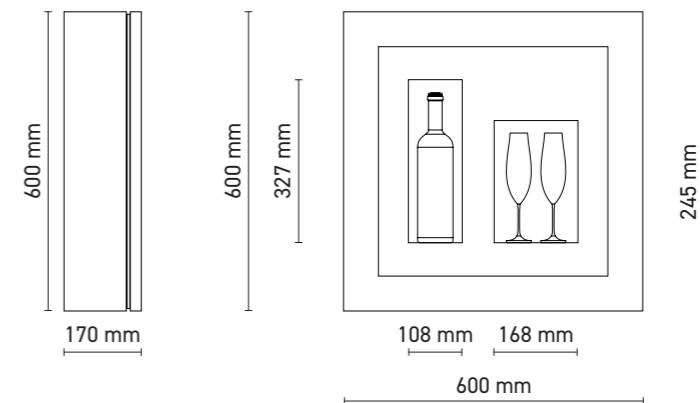
Q



QUADRO VINO N. 12



QV12



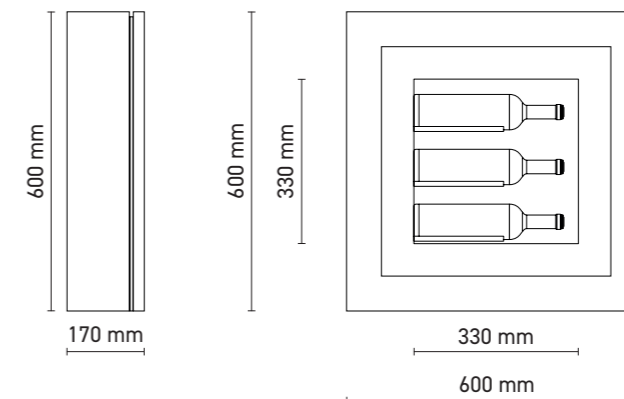
 °C
 + 4 / +10



QUADRO VINO N. 30



QV30



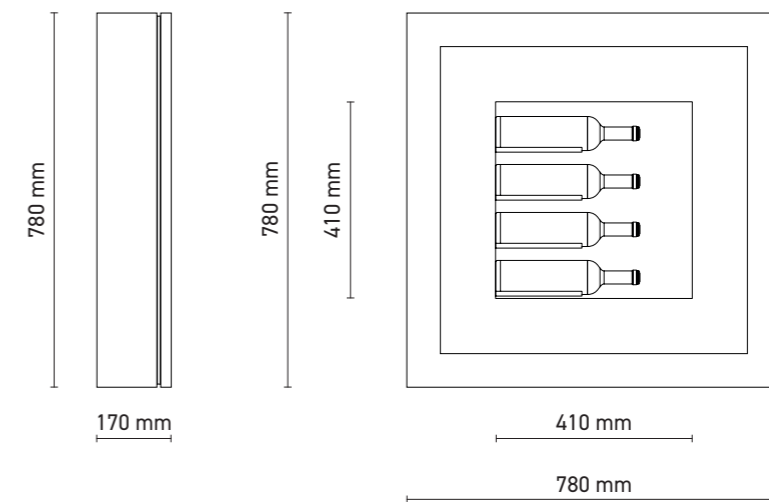
 °C
+ 8 / +18



QUADRO VINO N. 40



QV40



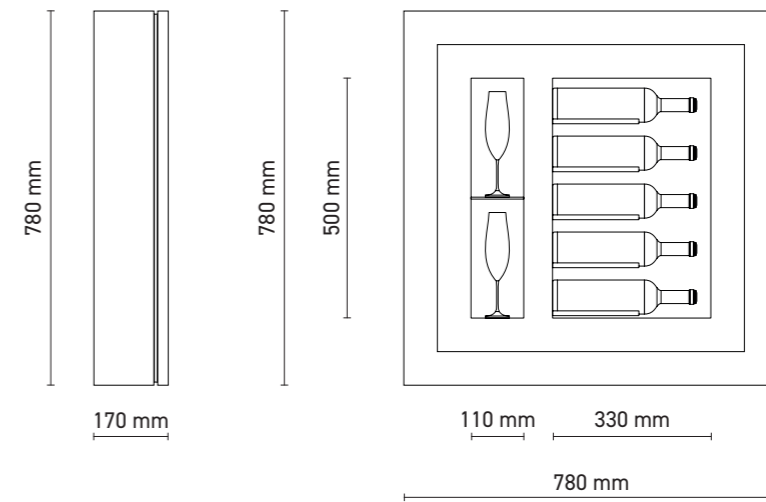
°C
+ 12 / +18



QUADRO VINO N. 52



QV52



 °C
 + 12 / +18

FINITURE - FINISHES

DISPONIBILI SU RICHIESTA



MDF




L-GR
MDF non verniciato
no finish MDF

L-RAL9010
bianco opaco
matte white

L-RAL9005
nero opaco
matte black

AYOUS



A01
ayous non verniciato
no finish ayous

LM01
oro metallico
metal gold

LM02
argento metallico
metal silver

LM03
bronzo metallico
metal bronze

LM04
oro tenue metallico
metal soft gold

LM05
oro rosa metallico
metal rose gold

LM06
perla metallico
metal pearl

DUNE



D-GR
Dune non verniciato
no finish Dune

D-RAL9010
bianco opaco (20 gloss)
matte white (20 gloss)

D-RAL9005
nero opaco (20 gloss)
matte black (20 gloss)

D-LM01
oro metallico
metal gold

D-LM02
argento metallico
metal silver

D-LM03
bronzo metallico
metal bronze

D-LM04
oro tenue metallico
metal soft gold

D-LM05
oro rosa metallico
metal rose gold

D-LM06
perla metallico
metal pearl

CLASSICA



C-GR
non verniciata
no finish Classic

C-RAL9010
bianco opaco (20 gloss)
matte white (20 gloss)

C-RAL9005
nero opaco (20 gloss)
matte black (20 gloss)

C-LM01
oro metallico
metal gold

C-LM02
argento metallico
metal silver

C-LM03
bronzo metallico
metal bronze

C-LM04
oro tenue metallico
metal soft gold

C-LM05
oro rosa metallico
metal rose gold

C-LM06
perla metallico
metal pearl

HPL laminato alta pressione • High pressure laminate



L01
HPL grezzo
raw HPL

L10
bianco opaco
matte white

L11
nero opaco
matte black

L20
castagno
chestnut

L21
Teak Roble
Teak Roble

L22
wengé loft
loft wenge

L23
larice cenere
ash larch

L30
nero materico
textured black

L40
cemento tortora
dove concrete

L42
corten
corten



L50
acciaio satinato
brushed steel

L51
oro satinato
satin gold

L52
bronzo satinato
satin bronze

L53
nero satinato
satin black

METAL



nero opaco (20 gloss)
matte black (20 gloss)


argento anodizzato
anodized silver

RAL



RAL 20
opaco 20 gloss
matte 20 gloss

ECOPELLE • ECO-LEATHER



E10
ecopelle bianca
white eco-leather

E11
ecopelle nera
black eco-leather

E12
ecopelle grigia
grey eco-leather

E13
ecopelle rossa
red eco-leather


E39
ecopelle pitone rosso
red python eco-leather

E40
ecopelle rettile nera
black reptile eco-leather

E41
ecopelle rettile blu
blue reptile eco-leather

E50
ecopelle intrecciata tabacco
tobacco woven eco-leather

SUGHERO • CORK



E30
sughero rete
cork mesh

E31
sughero spina di pesce
cork herringbone

Colorazioni speciali RAL • Special RAL colors



RAL 1001
BEIGE

RAL 1002
SAND YELLOW

RAL 1003
SIGNAL YELLOW

RAL 1006
MAIZE YELLOW

RAL 1007
DAFFODIL YELLOW

RAL 1011
BROWN BEIGE

RAL 1014
IVORY

RAL 1015
LIGHT IVORY

RAL 1019
GREY BEIGE

RAL 1024
OCHRE YELLOW



RAL 1034
PASTEL YELLOW

RAL 2000
YELLOW ORANGE

RAL 2003
PASTEL ORANGE

RAL 2010
SIGNAL ORANGE

RAL 3004
PURPLE RED

RAL 3005
WINE RED

RAL 3007
BLACH RED

RAL 3009
OXIDE RED

RAL 3012
BEIGE RED

RAL 3017
ROSE



RAL 3031
ORIENT RED

RAL 4001
RED LILAC

RAL 4004
CLARET VIOLET

RAL 4009
PASTEL VIOLET

RAL 5003
SAPPHIRE BLUE

RAL 5004
BLACK BLUE

RAL 5005
SIGNAL BLUE

RAL 5008
GREY BLUE

RAL 5012
LIGHT BLUE

RAL 5014
PIGEON BLUE



RAL 5020
OCEAN BLUE

RAL 6005
MOSS GREEN

RAL 6011
RESEDA GREEN

RAL 6019
PASTEL GREEN

RAL 7000
SQUIRREL GREYY

RAL 7001
SILVER GREY

RAL 7003
MOSS GREY

RAL 7004
SIGNAL GREY

RAL 7006
BEIGE GREY

RAL 7011
IRON GREY



RAL 7030
STONE GREY

RAL 7032
PEBBLE GREY

RAL 7035
LIGHT GREY

RAL 7036
PLATINUM GREY

RAL 7042
TRAFFIC GREY A

RAL 8002
SIGNAL BROWN

RAL 8007
FAWN BROWN

RAL 8014
SEPIA BROWN

RAL 8017
CHOCOLATE BROWN

RAL 8019
GREY BROWN



RAL 8022
BLACK BROWN

RAL 8025
PALE BROWN

RAL 8028
TERRA BROWN

RAL 9001
CREAM

RAL 9002
GREY WHITE

RAL 9003
SIGNAL WHITE

RAL 9004
SIGNAL BLACK

RAL 9005
JET BLACK

RAL 9010
PURE WHITE

RAL 9016
TRAFFIC WHITE

I colori stampati in questa cartella sono indicativi
The colours printed and shown in this folder are merely indicative



Legenda Legend

CODE	Codice	Code
	Temperatura (Temperatura interna vano refrigerato)	Temperature (Internal temperature in refrigerated compartment)
	Temperatura ambiente (Umidità relativa 50%)	Ambient temperature (Relative humidity 50%)
	Ventole interne spente	Internal fans off
	Ventole interne accese	Internal fans on
	Rumorosità - Pressione acustica Leq (h 155 cm - d. 100 cm)	Noise level - Leq sound pressure level (h 155 cm - d. 100 cm)
	Tensione	Voltage
	Assorbimento	Absorption
Class	Classe climatica	Climate class
	Modello/tipologia compressore	Compressor type
INV	Compressore inverter	Inverter compressor
FIX	Compressore a giri fissi	Fixed-speed compressor
HF	Gas refrigerante	Refrigerant gas
	Quantità gas	Gas amount
LIGHT	Luce	Light
NW	Led bianco naturale - 4000 K	White natural daylight LED (4000 K - 60 led/mt - 4,8 W / mt - 416 lumen / mt - 12V)
WW	Led bianco caldo - 3000 K	brightwhite warm LED (3000 K - 60 led/mt - 1,2 W / mt - 130 lumen / mt - 12V)
BL	Led blu	Blue LED
RGB	Controller RGB (LED COB - 14,4 W / mt - 24V)	RGB controller (LED COB - 14,4 W / mt - 24V)
CCT	Controller bianco dinamico (3000/6000 K - LED COB - 14 W / mt - 1120 lumen / mt)	Dinamic white controller (3000/6000 K - LED COB - 14 W / mt - 1120 lumen / mt)
	Cornice lineare	Linear frame
	Cornice Dune	Dune frame
	Cornice Classica	Classic frame

	Lato posteriore vetrina	Showcase back side
	Ante in vetro	Glass doors
	Pannello cieco	Blank panel
	Numero bottiglie	Number of bottles
	Altezza / diametro bottiglie	Bottle height / diameter
	Presente	Present
-	Assente / dato non disponibile	Absent / data not available
	Volume interno	Internal volume
	Dimensioni nette	Net dimensions
	Dimensioni con imballo	Dimensions including packaging
	Dimensioni con imballo su pedana	Dimensions including packing on pallet
	Peso netto	Net weight
	Peso con imballo	Weight with packaging
	Peso con imballo su pedana	Weight with packing on pallet
	Volume con imballo	Volume with packaging
	Volume con imballo su pedana	Volume with packaging on pallet
	Imballo in legno	Wooden packaging
DS	Descrizione	Description
	Dimensione ventola	Fan blade size
	∅ mm - Connessioni (liquido - aspirazione)	∅ mm - Connections (liquid - suction)

FIXWELL

www.fixwell.co.nz

Fixwell Display System NZ Ltd
Level 17 SPACES, 15 Customs Street West,
PWC Tower, Commercial Bay,
Auckland, 1010, New Zealand
tel.: +64 9 970 1019
e-mail: sales@fixwell.co.nz