

AHT
a member of **DAIKIN** group

FIXWELL
www.fixwell.co.nz



BOREA

- _Vertical Multideck Cabinet
- _Plug-in or Semi Plug-in
- _Remote CO₂ coming soon

Modern & energy efficient multideck

BOREA is the latest development of AHT with a strong emphasis on energy efficiency and modern, elegant design. It is available as full plug-in unit and as semi plug-in (SPI) unit which can be integrated into a waterloop (SPI System).



ISLAND



STAND-ALONE



ENDCAP

CONFIGURATIONS

Stand-alone



In-line



Block



Island*



Corner



*Optionally with end cabinet on both sides



VISUAL MERCHANDISING

The brilliant LED lights are available as canopy lighting, vertical lighting, and shelf lighting depending on the model providing excellent product presentation. BOREA is available as open cabinet and with a variety of glass doors to further increase energy efficiency. Particularly noteworthy are the numerous customization options, including end glass walls, bumper design, interior fittings, and more. Compared to VENTO the total display area (TDA) of BOREA was increase by 6%.



FLEXIBLE SYSTEM

BOREA is offered as full plug-in unit and as semi plug-in (SPI) unit to be installed in a waterloop system (SPI System). Different installation options ensure best possible integration for your market. Due to a new frame construction the units can be directly placed on the walls without any distance needed and can be connected to the existing building's condensate water drain. BOREA also offers various possibility of placing the price stripes.



ENVIRONMENT AND CLIMATE

BOREA models operate with a hermetic and sealed cooling system, minimizing the risk of leakage. All units are approved at the highest safety level by VDE (Association for Electrical, Electronic & Information Technologies). Additionally, they use the environmentally safe and natural refrigerant propane (R290), making them particularly eco-friendly. R290 has one of the lowest GWP (global warming potentials) on the market.



HIGH ENERGY SAVINGS

All BOREA models are operating in the EEI (energy efficiency index) B to E. Models of a length of 2.500 mm and more are using the multi-circuit technology (two cooling circuits) improving redundancy and temperature stability in the unlikely case of a failure. BOREA with glass doors uses 40% less energy than its previous model VENTO Eco.



COMPATIBLE WITH AMS

With our Active Monitoring System (AMS), we detect issues before you even notice them. The AMS is a crucial add-on to all AHT products, making store management and monitoring of AHT refrigeration units significantly easier for you. Our devices are also compatible with other systems, enhancing their versatility.



INDIVIDUAL BRANDING

BOREA can be individually adapted to the store design. A wide range of colours allows the best possible integration.

USPs


ENERGY EFFICIENCY

These new engineered vertical multideck units have a strong emphasis on energy efficiency and thus, effective cost savings for you. BOREA ranges in the EEI from B to E depending on the model and its equipment. Numerous innovations offer a great temperature area for various products and a stable temperature control.

The total display area was increased and matches common remote multidecks. Noteworthy is the fast and flexible installation and relocation of the units.

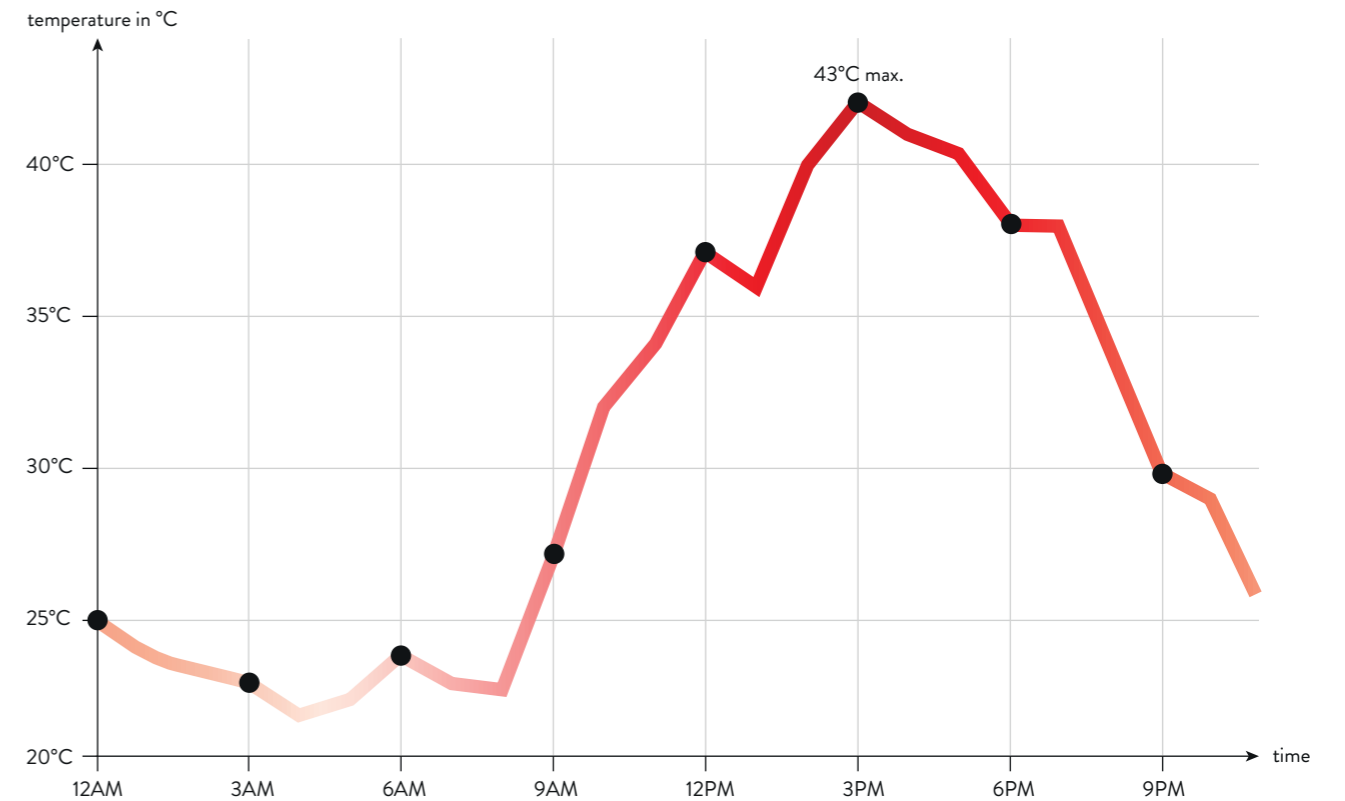
HEAT RECOVERY

The waste heat generated by the SPI cabinet can be utilized for heating the storage area or other business sections. The included piping on the refrigeration shelf allows the waste heat to be directed to the external pump station and condenser. This eliminates the need for a separate machinery room, resulting in space and cost savings.



Temperature stability

Compared to a remote multideck, BOREA SPI guarantees temperature stability and product safety at a max. ambient temperature of 43°C (up to max. 48°C brine temperature). This unique standard is a major advantage in warmer areas.



Measured in Sassari/Sardinia/Italy 2023

TEMPERATURE RANGES

| | | |
|-------|-------------------------------|---------------|
| 3S1* | Meat & fish | -1°C to +2°C |
| 3M0** | Dairy products, special temp. | -1°C to +4°C |
| 3M1 | Dairy products, colder | -1°C to +5°C |
| 3M2 | Dairy products | -1°C to +7°C |
| 3H1 | Chilled vegetable & fruits | +1°C to +10°C |

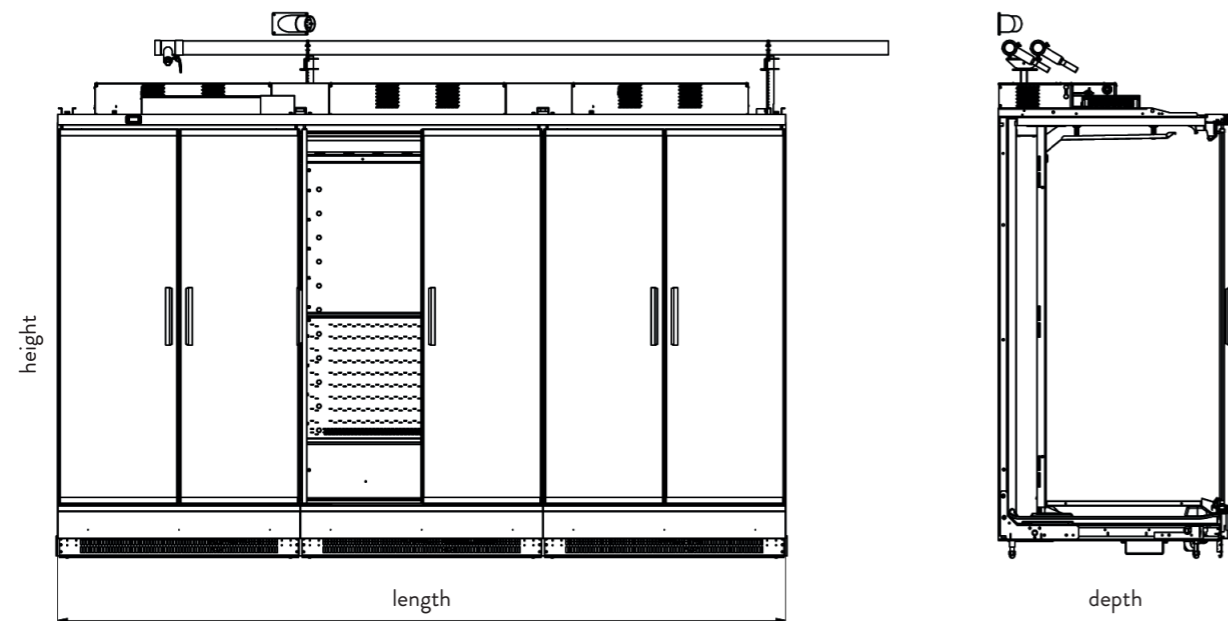
* only with glass doors

** open cabinets only in special configurations

BOREA SPI



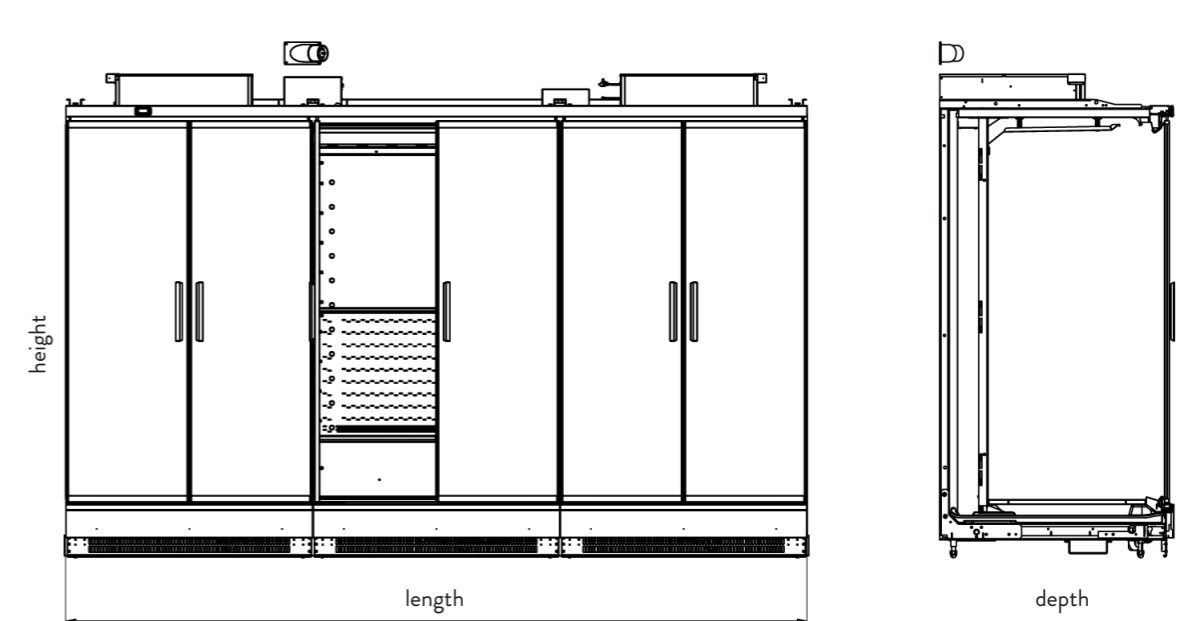
| BOREA SPI | | Length exterior | Depth exterior | Height interior / exterior | Shelf depth | Shelf amount |
|-----------|----|-----------------|----------------|----------------------------|-------------|--------------|
| L6 125 | mm | 1250 | 985 | 1640 / 2265 | 500 | 6 |
| L6 187 | mm | 1875 | 985 | 1640 / 2265 | 500 | 6 |
| L6 187 EC | mm | 1875 | 985 | 1640 / 2265 | 500 | 6 |
| L6 250 | mm | 2500 | 985 | 1640 / 2265 | 500 | 6 |
| L6 375 | mm | 3750 | 985 | 1640 / 2265 | 500 | 6 |
| H6 125 | mm | 1250 | 985 | 1850 / 2465 | 500 | 7 |
| H6 187 | mm | 1875 | 985 | 1850 / 2465 | 500 | 7 |
| H6 250 EC | mm | 2500 | 985 | 1850 / 2465 | 500 | 7 |
| H6 250 | mm | 2500 | 985 | 1850 / 2465 | 500 | 7 |
| H6 375 | mm | 3750 | 985 | 1850 / 2465 | 500 | 7 |
| L7 125 | mm | 1250 | 1085 | 1640 / 2265 | 600 | 6 |
| L7 187 | mm | 1875 | 1085 | 1640 / 2265 | 600 | 6 |
| L7 187 EC | mm | 1875 | 1085 | 1640 / 2265 | 600 | 6 |
| L7 250 | mm | 2500 | 1085 | 1640 / 2265 | 600 | 6 |
| L7 375 | mm | 3750 | 1085 | 1640 / 2265 | 600 | 6 |
| H7 125 | mm | 1250 | 1085 | 1840 / 2265 | 600 | 7 |
| H7 187 | mm | 1875 | 1085 | 1840 / 2265 | 600 | 7 |
| H7 250 EC | mm | 2500 | 1085 | 1840 / 2265 | 600 | 7 |
| H7 250 | mm | 2500 | 1085 | 1840 / 2265 | 600 | 7 |
| H7 375 | mm | 3750 | 1085 | 1840 / 2265 | 600 | 7 |
| L8 125 | mm | 1250 | 1185 | 1640 / 2265 | 600 | 6 |
| L8 187 | mm | 1875 | 1185 | 1640 / 2265 | 600 | 6 |
| L8 250 EC | mm | 2500 | 1185 | 1640 / 2265 | 600 | 6 |
| L8 250 | mm | 2500 | 1185 | 1640 / 2265 | 600 | 6 |
| L8 375 | mm | 3750 | 1185 | 1640 / 2265 | 600 | 6 |
| H8 125 | mm | 1250 | 1185 | 1840 / 2465 | 600 | 7 |
| H8 187 | mm | 1875 | 1185 | 1840 / 2465 | 600 | 7 |
| H8 250 EC | mm | 2500 | 1185 | 1840 / 2465 | 600 | 7 |
| H8 250 | mm | 2500 | 1185 | 1840 / 2465 | 600 | 7 |
| H8 375 | mm | 3750 | 1185 | 1840 / 2465 | 600 | 7 |



BOREA AIR



| BOREA AIR | | Length exterior | Depth exterior | Height interior / exterior | Shelf depth | Shelf amount |
|-----------|----|-----------------|----------------|----------------------------|-------------|--------------|
| L6 125 | mm | 1250 | 985 | 1640 / 2245 | 500 | 6 |
| L6 187 | mm | 1875 | 985 | 1640 / 2245 | 500 | 6 |
| L6 187 EC | mm | 1875 | 985 | 1640 / 2245 | 500 | 6 |
| L6 250 | mm | 2500 | 985 | 1640 / 2245 | 500 | 6 |
| L6 375 | mm | 3750 | 985 | 1640 / 2245 | 500 | 6 |
| H6 125 | mm | 1250 | 985 | 1840 / 2445 | 500 | 7 |
| H6 187 | mm | 1875 | 985 | 1840 / 2445 | 500 | 7 |
| H6 187 EC | mm | 1875 | 985 | 1840 / 2445 | 500 | 7 |
| H6 250 | mm | 2500 | 985 | 1840 / 2445 | 500 | 7 |
| H6 375 | mm | 3750 | 985 | 1840 / 2445 | 500 | 7 |
| L7 125 | mm | 1250 | 1085 | 1640 / 2245 | 600 | 6 |
| L7 187 | mm | 1875 | 1085 | 1640 / 2245 | 600 | 6 |
| L7 250 EC | mm | 2500 | 1085 | 1640 / 2245 | 600 | 6 |
| L7 250 | mm | 2500 | 1085 | 1640 / 2245 | 600 | 6 |
| L7 375 | mm | 3750 | 1085 | 1640 / 2245 | 600 | 6 |
| H7 125 | mm | 1250 | 1085 | 1840 / 2445 | 600 | 7 |
| H7 187 | mm | 1875 | 1085 | 1840 / 2445 | 600 | 7 |
| H7 250 EC | mm | 2500 | 1085 | 1840 / 2445 | 600 | 7 |
| H7 250 | mm | 2500 | 1085 | 1840 / 2445 | 600 | 7 |
| H7 375 | mm | 3750 | 1085 | 1840 / 2445 | 600 | 7 |
| L8 125 | mm | 1250 | 1185 | 1640 / 2245 | 600 | 6 |
| L8 187 | mm | 1875 | 1185 | 1640 / 2245 | 600 | 6 |
| L8 250 EC | mm | 2500 | 1185 | 1640 / 2245 | 600 | 6 |
| L8 250 | mm | 2500 | 1185 | 1640 / 2245 | 600 | 6 |
| L8 375 | mm | 3750 | 1185 | 1640 / 2245 | 600 | 6 |
| H8 125 | mm | 1250 | 1185 | 1840 / 2445 | 600 | 7 |
| H8 187 | mm | 1875 | 1185 | 1840 / 2445 | 600 | 7 |
| H8 250 EC | mm | 2500 | 1185 | 1840 / 2445 | 600 | 7 |
| H8 250 | mm | 2500 | 1185 | 1840 / 2445 | 600 | 7 |
| H8 375 | mm | 3750 | 1185 | 1840 / 2445 | 600 | 7 |



AHT Cooling Systems GmbH
Werksgasse 57
8786 Rottenmann | Austria

t. +43 3614 24 51-0
sales@aht.at
www.aht.at



Fixwell Display System NZ Ltd

Level 17 SPACES, 15 Customs Street
West, PWC Tower, Commercial Bay,
Auckland, 1010, New Zealand

tel.: +64 9 970 1019
e-mail: sales@fixwell.co.nz