

# HOME COLLECTION



DELLA MARTA  
ITALY

**FIXWELL**  
www.fixwell.co.nz

REV. 290725

Visionario, coinvolgente, poliedrico, appassionato di arte e con un amore, grande, per l'armonia che genera bellezza.

Forte di una non comune sensibilità, una brillante curiosità e un'abilità espressiva, ha raggiunto una sua originalità che esprime attraverso la progettazione di oggetti di design senza tempo. Un'eccellenza del new life style.

*"Cerco in ogni forma l'essenza, e il suo senso intrinseco. Mi concentro e rifletto sui tanti aspetti che un oggetto può comunicare. Funzione, simbolo, valore, sono concetti che si fondono generando l'espressione identitaria di una creazione. Il design non è arte, è parte dell'arte di vivere".*

Sommelier per passione, ha disegnato una collezione di vetrine climatizzate di assoluta avanguardia tecnologica ed estetica, tra cui la Teca e l'iconico Quadro Vino. Oggetti fortemente identitari che hanno reso il brand conosciuto ed apprezzato in tutto il mondo.

Brevetti di portata internazionale, tra cui il rivoluzionario impianto di refrigerazione centrale, confermano la sua competenza anche nel campo dell'ingegneria meccanica e termodinamica.

*"Ho lavorato duramente per raggiungere il mio obiettivo di legare la tecnologia al design e colpire il cuore delle emozioni".*

Legato a valori unici come etica, ecologia e sostenibilità, progetta, sviluppa ed ingegnerizza, le sue creazioni, interpretando un'estetica contemporanea e ponendo particolare attenzione all'intera vita del prodotto.

Visionary, engaging, multifaceted, passionate about art and with a great love for the harmony which generates beauty.

Strengthened by an uncommon sensitivity, a brilliant curiosity and an expressive ability, he has achieved his own originality that he expresses through the design of timeless design objects. Excellence of the new lifestyle.

*"I seek essence in every form and its intrinsic sense". I focus and reflect on the many aspects which an object can communicate. Function, symbol and value, are concepts which come together generating the identity expression of a creation. Design is not art, it is part of the art of living".*


A sommelier through passion, he designed a collection of technological and aesthetic state-of-the-art air-conditioned display cases, including the Teca and the iconic Quadro Vino. Strongly identifying objects that have made the brand known and appreciated worldwide.

International patents, including the revolutionary central refrigeration system, confirm his expertise also in the field of mechanical engineering and thermodynamics.

*"I've worked hard to achieve my goal of linking technology to design and hitting the heart of emotions".*

Linked to unique values such as ethics, ecology and sustainability, he designs, develops and engineers his creations, interpreting a contemporary aesthetic and paying particular attention to the entire life of the product.



 Massimo Della Marta  
Designer & Founder



# Index

## HOME COLLECTION

### Quadro Vino

---

|                   |      |    |
|-------------------|------|----|
| Quadro Vino n. 12 | Pag. | 12 |
| Quadro Vino n. 30 | Pag. | 16 |
| Quadro Vino n. 40 | Pag. | 18 |
| Quadro Vino n. 52 | Pag. | 20 |

### Emme 12

---

|         |      |    |
|---------|------|----|
| Emme 12 | Pag. | 24 |
|---------|------|----|

### Teca

---

|      |      |    |
|------|------|----|
| Teca | Pag. | 34 |
|------|------|----|

### Mod

---

|        |      |    |
|--------|------|----|
| Mod 10 | Pag. | 44 |
| Mod 20 | Pag. | 56 |

### Cartella colori


---

|                         |      |    |
|-------------------------|------|----|
| Colour chart • Nuancier | Pag. | 64 |
|-------------------------|------|----|

### Legenda

---

|                  |      |    |
|------------------|------|----|
| Legend • Légende | Pag. | 66 |
|------------------|------|----|



DELLA MARTA

## HOME COLLECTION

Ricerca ed innovativa, la collezione di vetrine climatizzate per il vino Home Collection rappresenta quanto di più rivoluzionario sia mai stato ideato nel seducente mondo degli appassionati di vino. Sono oggetti dal concept e design inconfondibile, trasformati negli anni in veri e propri simboli e destinati a diventare preziose icone senza tempo. La Home Collection è stata disegnata da Massimo Della Marta, designer e grande appassionato di vino, ispirato da una visione completamente nuova.

La vetrina del vino non è più inserita nella cucina ma è integrata nello spazio living, luogo per eccellenza riservato al relax, al piacere della compagnia ed alla convivialità.

La visione del designer si è dimostrata vincente, anticipando il trend del futuro e delineando quella che sarebbe diventata l'identità del brand.

Per la prima volta, le cantine climatizzate per il vino, da funzionali strumenti di uso domestico sono raffinati complementi di arredo, che si integrano in modo armonico e con eleganza in qualsiasi ambiente.

L'eccellente qualità che l'azienda propone da sempre è ottenuta applicando un sistema di produzione che prevede congiuntamente processi produttivi industriali e lavorazioni artigianali. Ogni prodotto viene costruito da tecnici specializzati utilizzando materie prime e semilavorati di altissima qualità e ponendo particolare cura per ogni dettaglio.

La Home Collection è realizzata interamente in Italia, negli stabilimenti Della Marta alle porte di Torino.

Scelte dai più grandi Sommelier e Chef a livello internazionale, le cantine climatizzate Della Marta hanno varcato le dimore del mondo e fanno parte del life style dei wine lovers ovunque.

Sophisticated and ground-breaking, climate wine cabinet Home Collection is a revolution in the enticing world of wine enthusiasts.

Unique by concept and design, through the years they have become a symbol destined to become timeless, precious icons.

The Home Collection is designed by Massimo Della Marta, designer and wine enthusiast, inspired by a brand new vision.

The wine cabinet is no longer placed in the kitchen; it is now integrated in the living area – a space devoted to relax, conviviality and sociability.

The designer's vision was a winner, having foreseen future trends and outlining what was to become a very own brand identity.

For the first time, climate wine cellars, from functional home appliances, become sophisticated pieces of furniture that gracefully and elegantly integrate in any ambiente.


The company's everlasting commitment to excellence in quality is achieved through a production system that combines industrial production processes and craftsmanship. Each product is made by specialised technicians, employing prime materials and semi-finished products of the highest quality, with painstaking attention to detail.

The Home Collection is entirely made in Italy, at the Della Marta premises just outside Turin.

Chosen by the greatest international Sommeliers and Chefs, Della Marta climate cabinets have entered the homes of the world and are part of wine lovers' lifestyle everywhere.



QUADRO VINO



Q



## QUADRO VINO

Design, eleganza ed armonia in un oggetto semplicemente unico.

L'esposizione orizzontale delle bottiglie è ordinata e disegna una raffinata scenografia.

Le temperature differenziate consentono di conservare contemporaneamente sia vini bianchi che vini rossi.

La cornice in legno ed il pannello interno in metallo o ecopelle sono personalizzabili con finiture e colori diversi.


È la vetrina climatizzata per vino meno profonda al mondo, integrabile con semplicità anche in spazi ridotti.

Design, elegance and harmony in a simply unique object. The horizontal display of bottles is neat and paints a refined scene.

Differentiated temperatures allow both white and red wines to be stored at the same time.


The wooden frame and metal or faux leather interior panel can be customized with different finishes and colors.

It is the world's least deep climate-controlled wine cabinet, which can be easily integrated even in tight spaces.



QV12

mm      °C  
600 x 170 x 600      +4 / +10



QV30

mm      °C  
600 x 170 x 600      +8 / +18



QV40

mm      °C  
780 x 170 x 780      +12 / +18



QV52

mm      °C  
780 x 170 x 780      +12 / +18

### FINITURE - FINISHES

CORNICI  
Frames

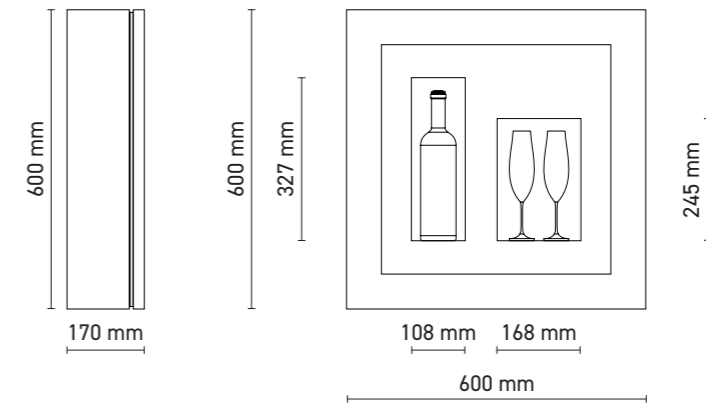
MDF - DUNE - CLASSICA - HPL


PANNELLI  
Panels

METAL - ECO-LEATHER - CORK



QV12



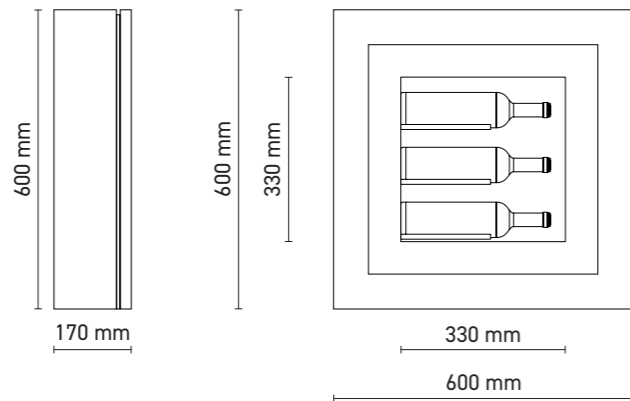
 °C  
+ 4 / +10



**QUADRO VINO N. 30**



QV30



 °C  
+ 8 / +18

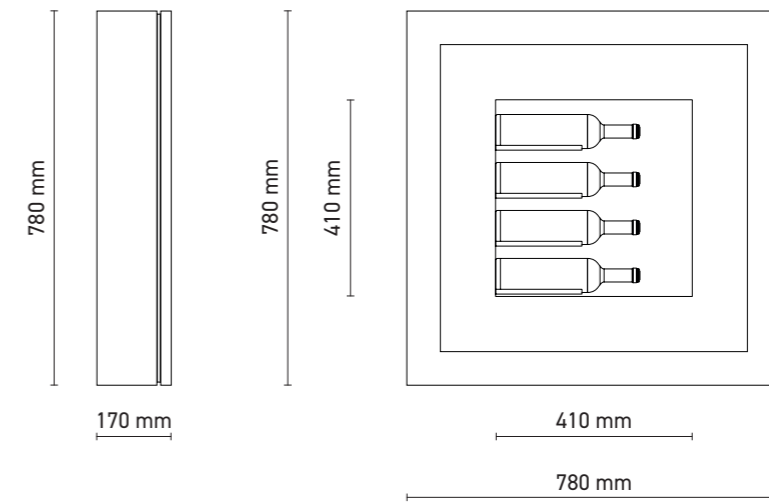




**QUADRO VINO N. 40**



**QV40**



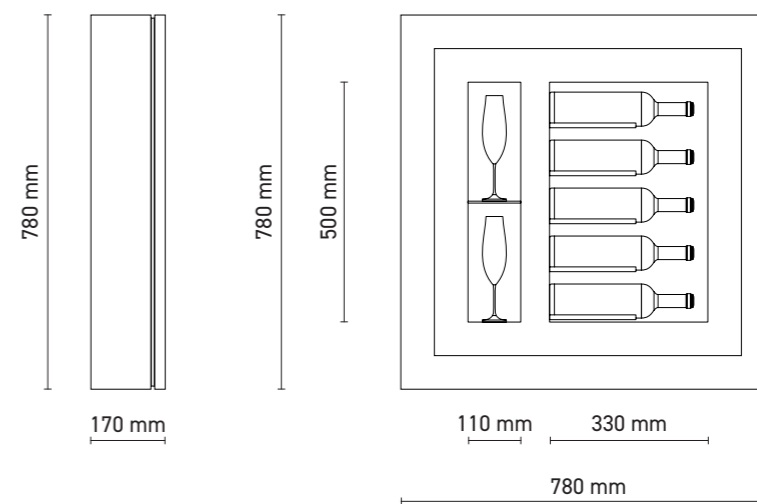
°C  
+ 12 / +18



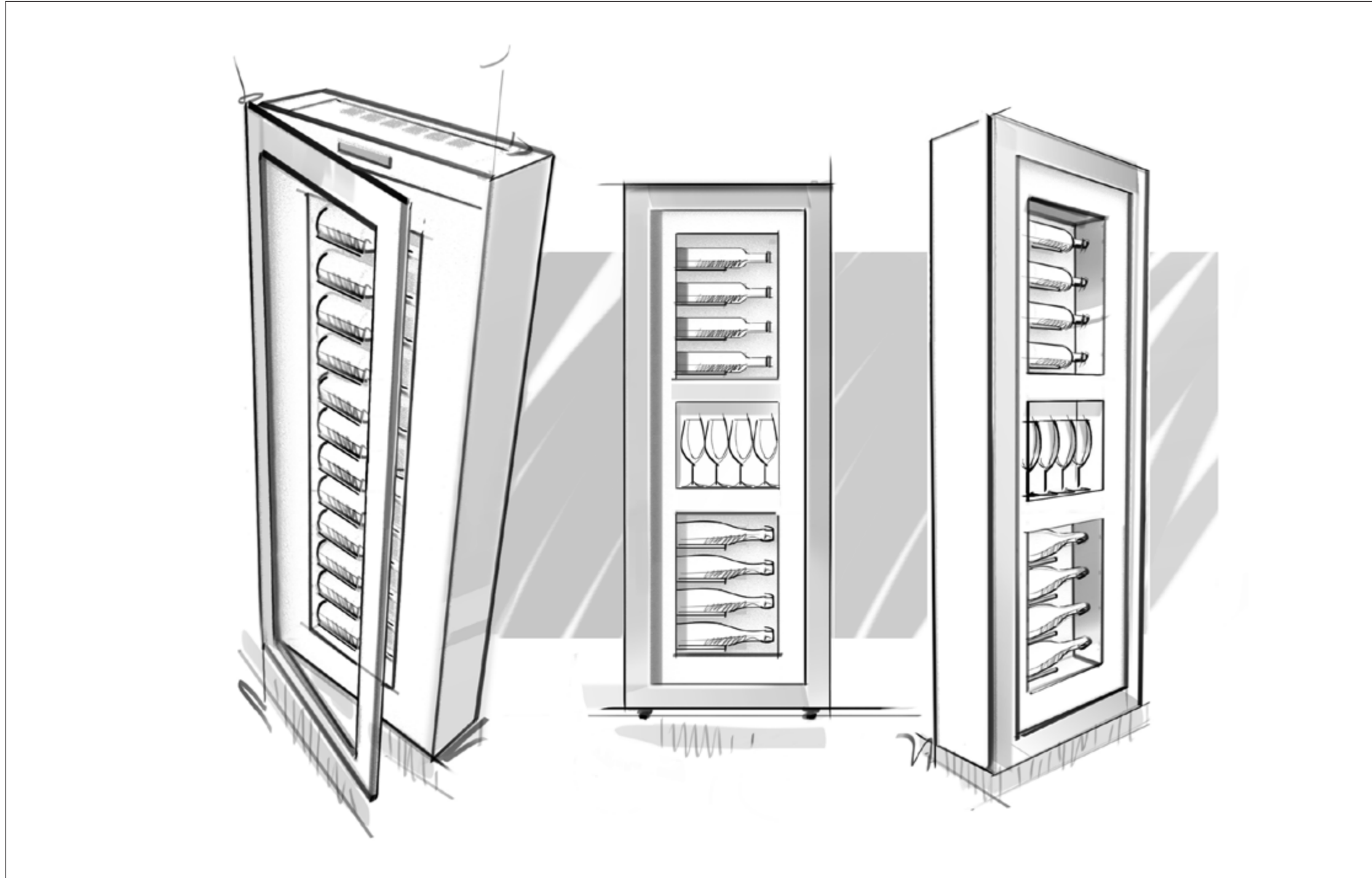
QUADRO VINO N. 52



QV52



°C  
+ 12 / +18



## EMME 12

La Emme12 rappresenta la sintesi della vision del brand. Oggetto fortemente identitario, segue il concept estetico della collezione Quadro Vino, facendo propria una tecnologia del freddo professionale. È la vetrina per vino meno profonda al mondo. Le temperature differenziate consentono di conservare contemporaneamente sia vini bianchi che vini rossi.

Emme 12 represents a synthesis of the brand's vision. As a highly identitary object, it follows Quadro Vino's aesthetic concept, taking up technology from professional refrigeration.

It is the world's slimmest wine cabinet. Differentiated temperatures allow for conservation of white and red wines at the same time.

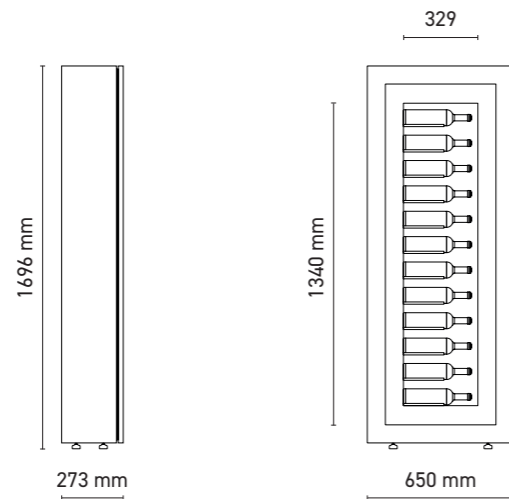


EMME 12




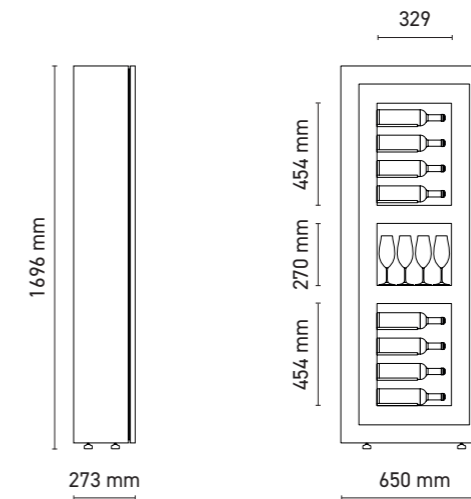
E-M12

| mm               |  |  |
|------------------|---|---|
| 650 x 273 x 1696 | 12  | +4 / +18  |



E-M12G

| mm               |  |  |
|------------------|--|--|
| 650 x 273 x 1696 | 8  | +4 / +18   |



### FINITURE - FINISHES

CORNICI  
Frames

MDF - DUNE - CLASSICA - HPL

PANNELLI  
Panels

METAL - ECO-LEATHER - CORK



**TECA**



*Q*



## TECA

La Teca si presenta sobria ed elegante, volutamente minimalista ed essenziale.

L'ampia superficie vetrata mette in risalto l'originale esposizione orizzontale delle bottiglie, creando una suggestiva scenografia.

L'impianto di refrigerazione non altera gli equilibri estetici, si integra in modo discreto e, come per magia, assume la forma di un elegante portabottiglie.

La Teca è la punta di diamante della Home Collection diventata icona del brand Della Marta nel mondo.

Teca is sober and elegant, deliberately minimalistic and essential.

Its broad glass surface emphasizes the original horizontal bottle display, creating a suggestive scene.

The refrigeration system does not alter its aesthetic balance, it integrates discreetly and – with a touch of magic – turns into an elegant bottle holder.

Teca is the most valued asset of the Home Collection, an Della Marta brand global icon.

### FINITURE - FINISHES

MDF - DUNE - CLASSICA - HPL



°C  
+4 / +18



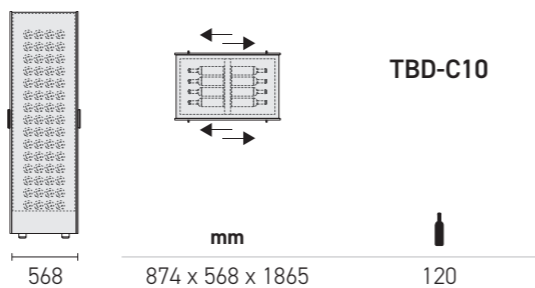
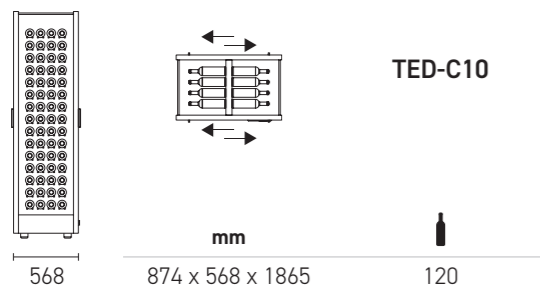
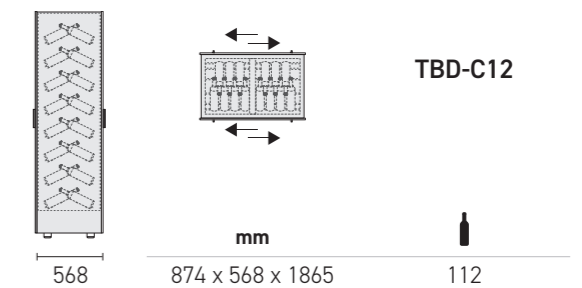
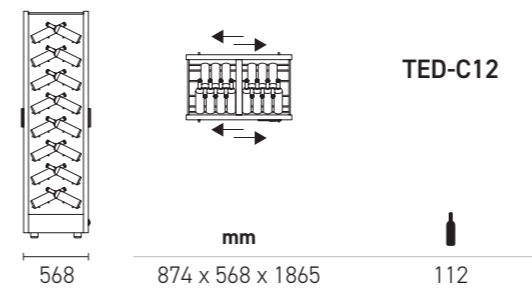
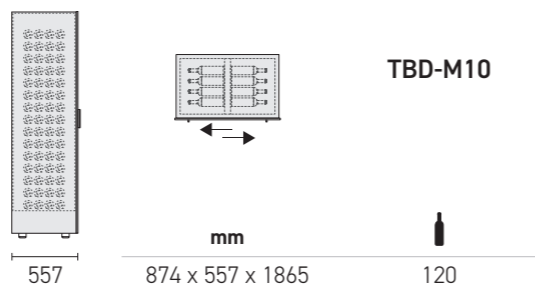
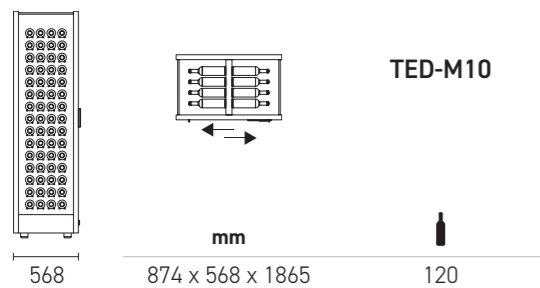
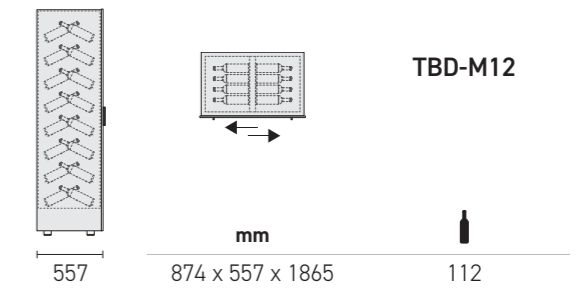
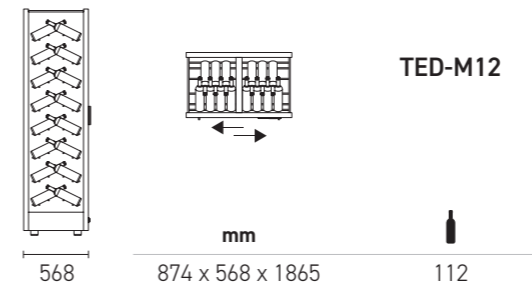
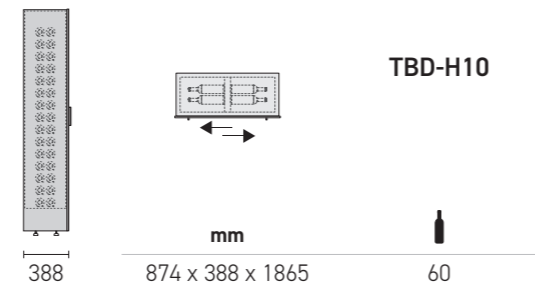
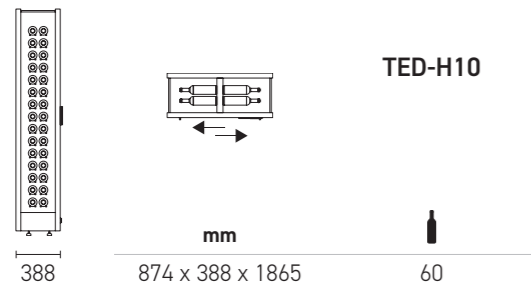
°C  
+4 / +18

Free standing

Built in

Free standing

Built in

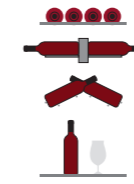




TECA B



°C  
+4 / +18

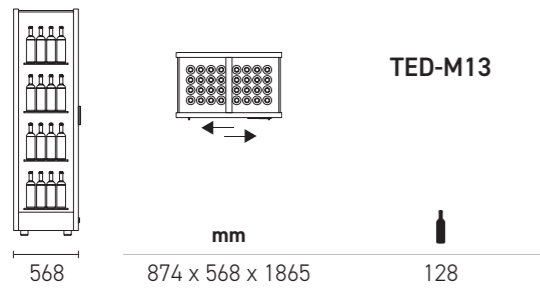


Allestimento interno personalizzabile  
Custom internal layout



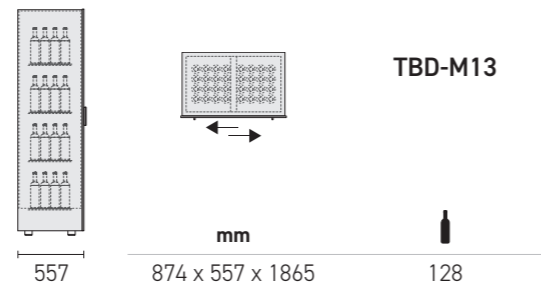
°C  
+4 / +18

Free standing



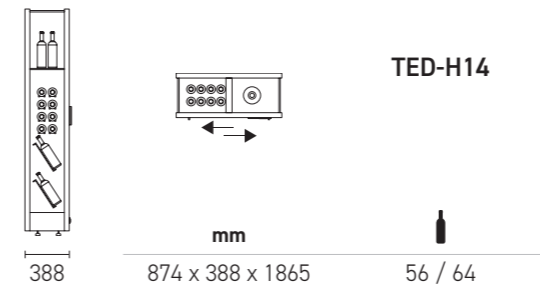
TED-M13

Built in



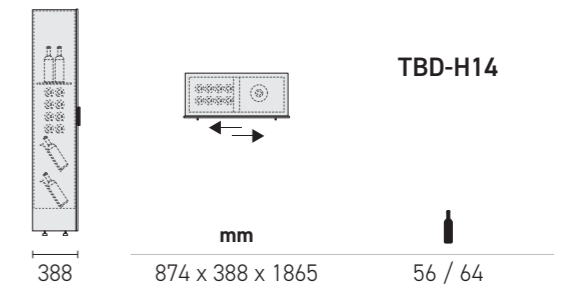
TBD-M13

Free standing



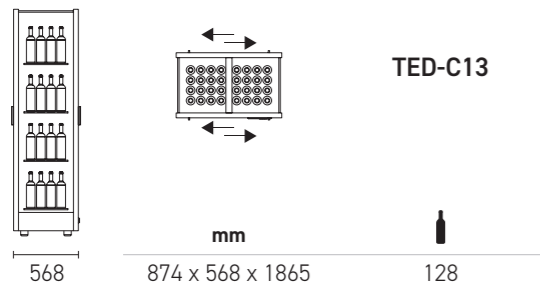
TED-H14

Built in

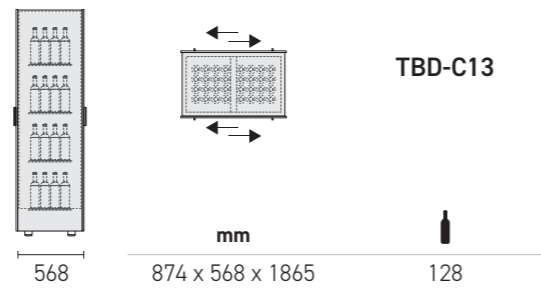


TBD-H14

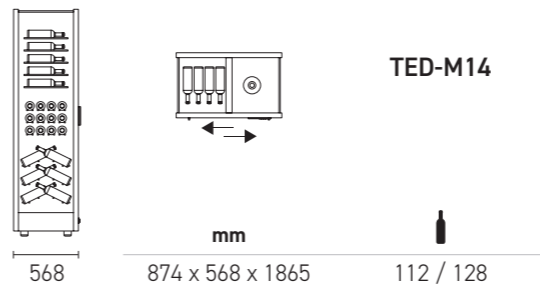
TED-C13



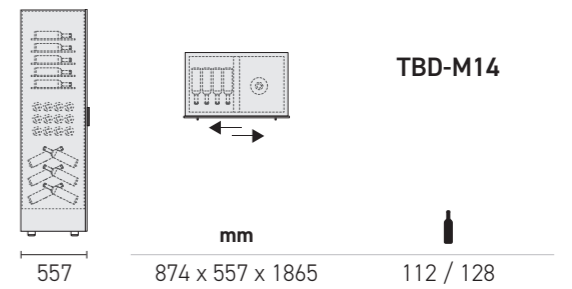
TBD-C13



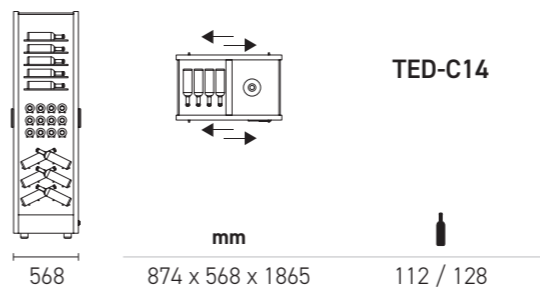
TED-M14



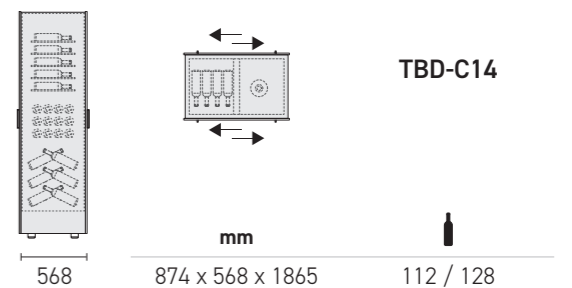
TBD-M14



TED-C14



TBD-C14





**TECA B**



**MOD 10**



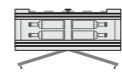
°C  
+4 / +18



°C  
+4 / +18



**MD-H10**



mm

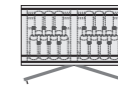
900 x 363 x 1858



60



**MD-M12**



mm

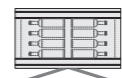
900 x 515 x 1858



112



**MD-M10**



mm

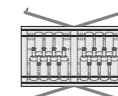
900 x 515 x 1858



120



**MD-C12**



mm

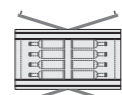
900 x 520 x 1858



112



**MD-C10**



mm

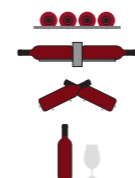
900 x 520 x 1858



120




°C  
+4 / +18



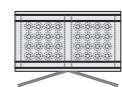
Allestimento interno personalizzabile  
Custom internal layout



°C  
+4 / +18



**MD-M13**



mm


900 x 515 x 1858



128



**MD-H14**




mm

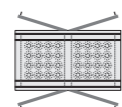
900 x 363 x 1858



56/64



**MD-C13**



mm

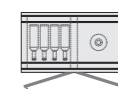
900 x 520 x 1858



128



**MD-M14**



mm

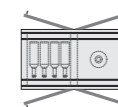
900 x 515 x 1858



112/128



**MD-C14**



mm

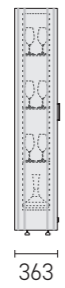
900 x 520 x 1858



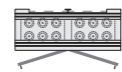
112/128



MOD 10



**MN-H13**



mm

900 x 363 x 1858



**MN-H1M**

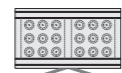


mm

486 x 363 x 1858



**MN-M13**



mm

900 x 515 x 1858



**MN-M1M**

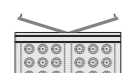


mm

486 x 515 x 1858



**MN-C13**



mm

900 x 520 x 1858



**MN-C1M**



mm

486 x 520 x 1858





## MOD 10

Sistema componibile. Una ricca collezione di finiture e colori consente di realizzare ambientazioni originali ed esclusive. Mod è tecnologia, tecnica ed applicazione al servizio del design e dell'architettura in una vision di libera espressione estetica.

Modular system. A rich collection of finishes and colours to create unique and exclusive ambiances. Mod is technology, craft, and application at design's service, in a vision of free aesthetic expression.



## FINISHES

### CORNICE LINEARE

Plain frame



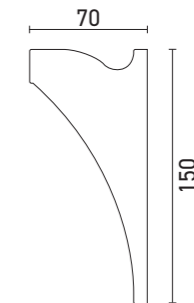
FM-CL

#### COLORS

L01 - L10 - L11 - L20 - L21 - L22 - L23 - L30  
L40 - L42 - L50 - L51 - L52 - L53 - LM01 - LM02 - RAL

### CORNICE SAGOMATA

Moulded frame



FM-CS

#### COLORS

GR - LM01 - LM02 - LM03 - LM04 - LM05 - LM06 - RAL

### PANNELLI LATERALI

Side panels



FM-PL

#### COLORS


L01 - L10 - L11 - L20 - L21 - L22 - L23 - L30  
L40 - L42 - L50 - L51 - L52 - L53 - RAL

L'inserimento dei pannelli laterali è da prevedere esclusivamente nell'installazione "da appoggio" oppure "centrale".

Side panels are to be added exclusively in the case of "wall-back" or "central" installations.

### RIVESTIMENTO FIT

Fit cladding



FM-RF\*1A

FM-RF\*2A

FM-RF\*3A

Rivestimento completo top, fianchi e frontalino.  
Complete cladding for top, sides and front flap.

#### COLORS

L01 - L10 - L11 - L20 - L21 - L22 - L23 - L30  
L40 - L42 - L50 - L51 - L52 - L53 - RAL



**MOD 20**

# Mod 20

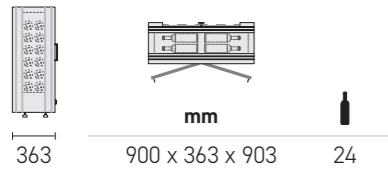


°C  
+4 / +18

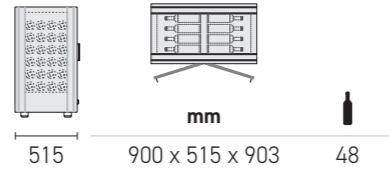


°C  
+4 / +18

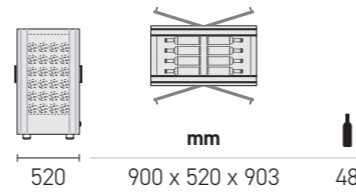
**MD-H20**



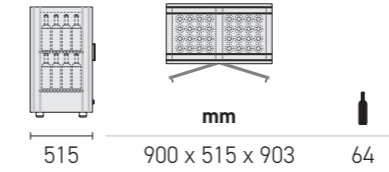
**MD-M20**



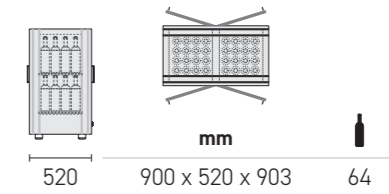
**MD-C20**



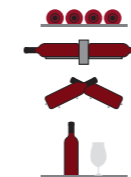
**MD-M23**



**MD-C23**



°C  
+4 / +18

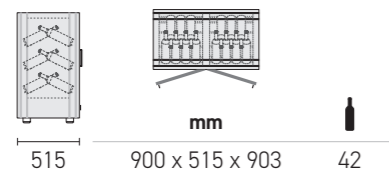


Allestimento interno personalizzabile  
Custom internal layout

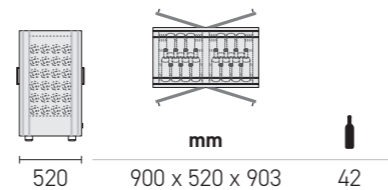


°C  
+4 / +18

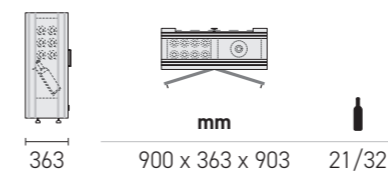
**MD-M22**



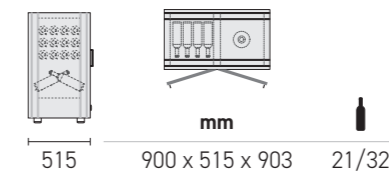
**MD-C22**



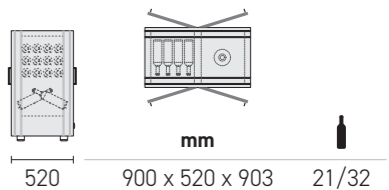
**MD-H24**



**MD-M24**

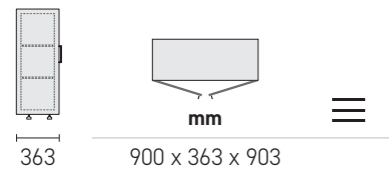


**MD-C24**

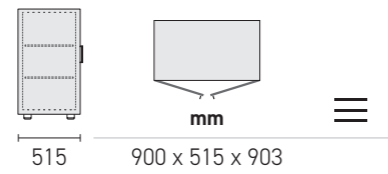




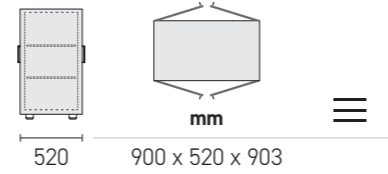
MN-H2A



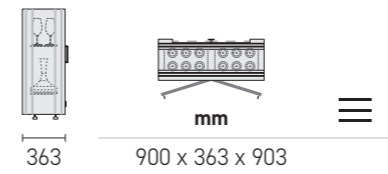
MN-M2A



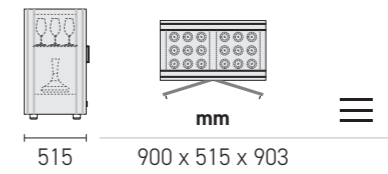
MN-C2A



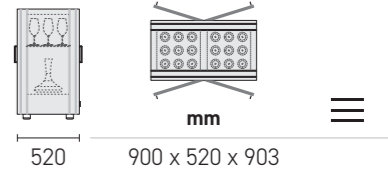
MN-H23



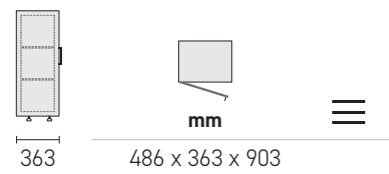
MN-M23



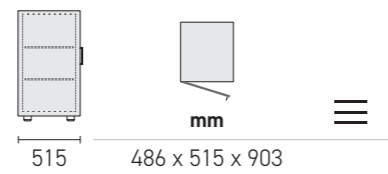
MN-C23



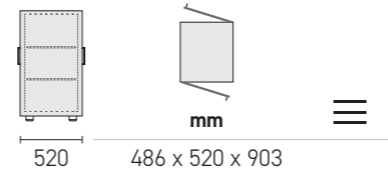
MN-H2B



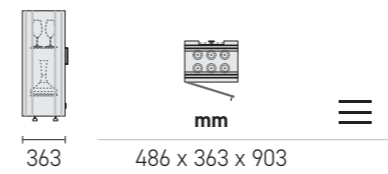
MN-M2B



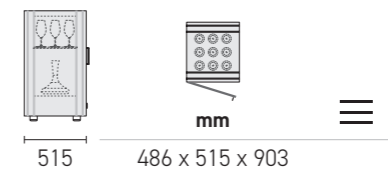
MN-C2B



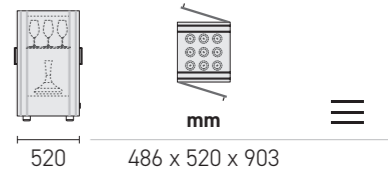
MN-H2M



MN-M2M



MN-C2M



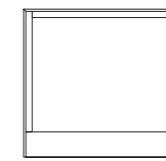


MOD 20

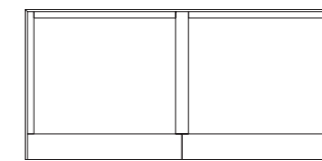


# Finiture Mod 20

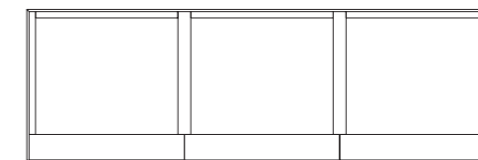
## RIVESTIMENTO FIT Fit cladding



FM-RF\*1D



FM-RF\*2D



FM-RF\*3D

### COLORS

L01 - L10 - L11 - L20 - L21 - L22 - L23 - L30 - L40 - L42 - L50 - L51 - L52 - L53 - RAL

Il rivestimento lineare è realizzato in HPL e comprende il top, i fianchi laterali e lo sportello inferiore.

*The linear cladding is made in HPL and includes top, side panes and lower front flap.*

# FINITURE - FINISHES

DISPONIBILI SU RICHIESTA



## MDF



**L-GR**  
MDF non verniciato  
no finish MDF

**L-RAL9010**  
bianco opaco  
matte white

**L-RAL9005**  
nero opaco  
matte black

## AYOUS



**GR**  
ayous non verniciato  
no finish ayous

**LM01**  
oro metallico  
metal gold

**LM02**  
argento metallico  
metal silver

**LM03**  
bronzo metallico  
metal bronze

**LM04**  
oro tenue metallico  
metal soft gold

**LM05**  
oro rosa metallico  
metal rose gold

**LM06**  
perla metallico  
metal pearl

## DUNE



**D-GR**  
Dune non verniciato  
no finish Dune

**D-RAL9010**  
bianco opaco (20 gloss)  
matte white (20 gloss)

**D-RAL9005**  
nero opaco (20 gloss)  
matte black (20 gloss)

**D-LM01**  
oro metallico  
metal gold

**D-LM02**  
argento metallico  
metal silver

**D-LM03**  
bronzo metallico  
metal bronze

**D-LM04**  
oro tenue metallico  
metal soft gold

**D-LM05**  
oro rosa metallico  
metal rose gold

**D-LM06**  
perla metallico  
metal pearl

## CLASSICA



**C-GR**  
non verniciata  
no finish Classic

**C-RAL9010**  
bianco opaco (20 gloss)  
matte white (20 gloss)

**C-RAL9005**  
nero opaco (20 gloss)  
matte black (20 gloss)

**C-LM01**  
oro metallico  
metal gold

**C-LM02**  
argento metallico  
metal silver


**C-LM03**  
bronzo metallico  
metal bronze

**C-LM04**  
oro tenue metallico  
metal soft gold

**C-LM05**  
oro rosa metallico  
metal rose gold

**C-LM06**  
perla metallico  
metal pearl

## HPL laminato alta pressione • High pressure laminate



**L01**  
HPL grezzo  
raw HPL

**L10**  
bianco opaco  
matte white

**L11**  
nero opaco  
matte black

**L20**  
castagno  
chestnut

**L21**  
Teak Roble  
Teak Roble

**L22**  
wengé loft  
loft wenge

**L23**  
larice cenere  
ash larch

**L30**  
nero materico  
textured black

**L40**  
cemento tortora  
dove concrete

**L42**  
corten  
corten



**L50**  
acciaio satinato  
brushed steel

**L51**  
oro satinato  
satin gold

**L52**  
bronzo satinato  
satin bronze

**L53**  
nero satinato  
satin black

## METAL



nero opaco (20 gloss)  
matte black (20 gloss)

argento anodizzato  
anodized silver

## RAL



**RAL 20**  
opaco 20 gloss  
matte 20 gloss

## ECOPELLE • ECO-LEATHER



**E10**  
ecopelle bianca  
white eco-leather

**E11**  
ecopelle nera  
black eco-leather

**E12**  
ecopelle grigia  
grey eco-leather

**E13**  
ecopelle rossa  
red eco-leather


**E39**  
ecopelle pitone rosso  
red python eco-leather

**E40**  
ecopelle rettile nera  
black reptile eco-leather

**E41**  
ecopelle rettile blu  
blue reptile eco-leather

**E50**  
ecopelle intrecciata tabacco  
tobacco woven eco-leather

## SUGHERO • CORK



**E30**  
sughero rete  
cork mesh

**E31**  
sughero spina di pesce  
cork herringbone

## Colorazioni speciali RAL • Special RAL colors



**RAL 1001**  
BEIGE

**RAL 1002**  
SAND YELLOW

**RAL 1003**  
SIGNAL YELLOW

**RAL 1006**  
MAIZE YELLOW

**RAL 1007**  
DAFFODIL YELLOW

**RAL 1011**  
BROWN BEIGE

**RAL 1014**  
IVORY

**RAL 1015**  
LIGHT IVORY

**RAL 1019**  
GREY BEIGE

**RAL 1024**  
OCHRE YELLOW



**RAL 1034**  
PASTEL YELLOW

**RAL 2000**  
YELLOW ORANGE

**RAL 2003**  
PASTEL ORANGE

**RAL 2010**  
SIGNAL ORANGE

**RAL 3004**  
PURPLE RED

**RAL 3005**  
WINE RED

**RAL 3007**  
BLACH RED

**RAL 3009**  
OXIDE RED

**RAL 3012**  
BEIGE RED

**RAL 3017**  
ROSE



**RAL 3031**  
ORIENT RED

**RAL 4001**  
RED LILAC

**RAL 4004**  
CLARET VIOLET

**RAL 4009**  
PASTEL VIOLET

**RAL 5003**  
SAPPHIRE BLUE

**RAL 5004**  
BLACK BLUE

**RAL 5005**  
SIGNAL BLUE

**RAL 5008**  
GREY BLUE

**RAL 5012**  
LIGHT BLUE

**RAL 5014**  
PIGEON BLUE



**RAL 5020**  
OCEAN BLUE

**RAL 6005**  
MOSS GREEN

**RAL 6011**  
RESEDA GREEN

**RAL 6019**  
PASTEL GREEN

**RAL 7000**  
SQUIRREL GREYY

**RAL 7001**  
SILVER GREY

**RAL 7003**  
MOSS GREY

**RAL 7004**  
SIGNAL GREY

**RAL 7006**  
BEIGE GREY

**RAL 7011**  
IRON GREY



**RAL 7030**  
STONE GREY

**RAL 7032**  
PEBBLE GREY

**RAL 7035**  
LIGHT GREY

**RAL 7036**  
PLATINUM GREY

**RAL 7042**  
TRAFFIC GREY A

**RAL 8002**  
SIGNAL BROWN

**RAL 8007**  
FAWN BROWN

**RAL 8014**  
SEPIA BROWN

**RAL 8017**  
CHOCOLATE BROWN

**RAL 8019**  
GREY BROWN



**RAL 8022**  
BLACK BROWN

**RAL 8025**  
PALE BROWN

**RAL 8028**  
TERRA BROWN

**RAL 9001**  
CREAM

**RAL 9002**  
GREY WHITE

**RAL 9003**  
SIGNAL WHITE

**RAL 9004**  
SIGNAL BLACK

**RAL 9005**  
JET BLACK

**RAL 9010**  
PURE WHITE

**RAL 9016**  
TRAFFIC WHITE

I colori stampati in questa cartella sono indicativi  
The colours printed and shown in this folder are merely indicative



## Legenda Legend

| CODE         | Codice  | Code   |
|--------------|---|--|
|              | Temperatura<br>(Temperatura interna vano refrigerato)                               | Temperature<br>(Internal temperature in refrigerated compartment)                      |
|              | Temperatura ambiente<br>(Umidità relativa 50%)                                      | Ambient temperature<br>(Relative humidity 50%)   |
|              | Ventole interne spente  | Internal fans off  |
|              | Ventole interne accese  | Internal fans on   |
|              | Rumorosità - Pressione acustica Leq<br>(h 155 cm - d. 100 cm)                       | Noise level - Leq sound pressure level<br>(h 155 cm - d. 100 cm)                       |
|              | Tensione  | Voltage  |
|              | Assorbimento  | Absorption   |
| <b>Class</b> | Classe climatica  | Climate class  |
|              | Modello/tipologia compressore   | Compressor type  |
| INV          | Compressore inverter  | Inverter compressor  |
| FIX          | Compressore a giri fissi  | Fixed-speed compressor   |
| <b>HF</b>    | Gas refrigerante  | Refrigerant gas  |
|              | Quantità gas  | Gas amount   |
| <b>LIGHT</b> | Luce  | Light  |
| NW           | Led bianco naturale - 4000 K  | White natural daylight LED<br>(4000 K - 60 led/mt - 4,8 W / mt - 416 lumen / mt - 12V) |
| WW           | Led bianco caldo - 3000 K   | brightwhite warm LED<br>(3000 K - 60 led/mt - 1,2 W / mt - 130 lumen / mt - 12V)       |
| BL           | Led blu   | Blue LED   |
| RGB          | Controller RGB<br>(LED COB - 14,4 W / mt - 24V)                                     | RGB controller<br>(LED COB - 14,4 W / mt - 24V)  |
| CCT          | Controller bianco dinamico<br>(3000/6000 K - LED COB - 14 W / mt - 1120 lumen / mt) | Dinamic white controller<br>(3000/6000 K - LED COB - 14 W / mt - 1120 lumen / mt)      |
|              | Cornice lineare   | Linear frame   |
|              | Cornice Dune  | Dune frame   |
|              | Cornice Classica  | Classic frame  |

|           |  |  |
|-----------|--|--|
|           | Lato posteriore vetrina                    | Showcase back side                     |
|           | Ante in vetro                              | Glass doors                            |
|           | Pannello cieco                             | Blank panel                            |
|           | Numero bottiglie                           | Number of bottles                      |
|           | Altezza / diametro bottiglie               | Bottle height / diameter               |
|           | Presente                                   | Present                                |
| -         | Assente / dato non disponibile             | Absent / data not available            |
|           | Volume interno                             | Internal volume                        |
|           | Dimensioni nette                           | Net dimensions                         |
|           | Dimensioni con imballo                     | Dimensions including packaging         |
|           | Dimensioni con imballo su pedana           | Dimensions including packing on pallet |
|           | Peso netto                                 | Net weight                             |
|           | Peso con imballo                           | Weight with packaging                  |
|           | Peso con imballo su pedana                 | Weight with packing on pallet          |
|           | Volume con imballo                         | Volume with packaging                  |
|           | Volume con imballo su pedana               | Volume with packaging on pallet        |
|           | Imballo in legno                           | Wooden packaging                       |
| <b>DS</b> | Descrizione                                | Description                            |
|           | Dimensione ventola                         | Fan blade size                         |
|           | ∅ mm - Connessioni (liquido - aspirazione) | ∅ mm - Connections (liquid - suction)  |