

Codice

BBG000

Modello

PROF TRAY 20

Caratteristiche costruttive - Building characteristics

Rivestimento INT/EST INSIDE / OUTSIDE covering	Acciaio INOX AISI 304 / STAINLESS STEEL AISI 304		
Resa per Ciclo Output kg for blast chilling	+90° / +3° C	Kg.	75 - 90 min.
	+90° / -18° C		55 - 240 min.
Classe Class	40°C-40%		
Spessore di isolamento Thickness of isolation	mm.	60	
Tensione V - Ph - Hz Tension V-Ph-Hz	400N/3/50Hz		

Dotazioni Equipment	n°20 coppie di guide S/S - pairs of stainless steel slideways		
Vaschette Gelato Ice-cream Containers	24		
Centralina elett. Electronic central	TOUCHSCREEN		
Gestione HACCP HACCP Function	I		
USB USB	I		
RS485 RS485	I		
Connessione remota Remote Connection	O		
Lampade U.V. Ultraviolette U.V. Lamps	O		
Sonda al Cuore Core Probe	I		
Stampante Printer	-		
Peso netto Net Weight	Kg.	Con imballo / Packed	227
			240

Potenza frigorifera Refrigeration power	ASHRAE	Watt	T. evap. -10° / +55° T. cond. BT	7100
			T. evap. -25° / +55° T. cond. BT	3200
Valvola Termostatica Thermostatic Valve	Valv.			
Ventilatore evap. Evaporator fan	Ø - Watt-Volt	3x315Ø-120W-230V		
Sbrinamento Defrosting	GAS CALDO - HOT GAS			
Potenza riscaldamento Heating power	Watt			
Potenza umidificatore Humidifier output	Watt			

Compressore Compressor	TECUMSEH TAG2516Z			
Gas Gas	Kg.	R452A GWP: 2141 3,6		
Ventilatore cond. Condenser fan	Ø - Watt -Volt	2X300Ø-95W-230V		

Assorbimento Absorption	Kw 4,1 / A 7,2		
Rumorosità Noise	Db(A)	70	

- Non disponibile / Not available

I Incluso / Included

O Optional / Optional

La ditta Everlasting s.r.l. si riserva il diritto di apportare ai propri prodotti quelle modifiche tecniche e stilistiche che riterrà necessarie o utili senza pregiudicare le caratteristiche essenziali. Everlasting reserves the right to modify technical and stylistic features of its products without any prior notice, should such modifications be necessary or useful and not affecting any essential features of the product itself.

Codice

Code

BBG000**Modello**

Model

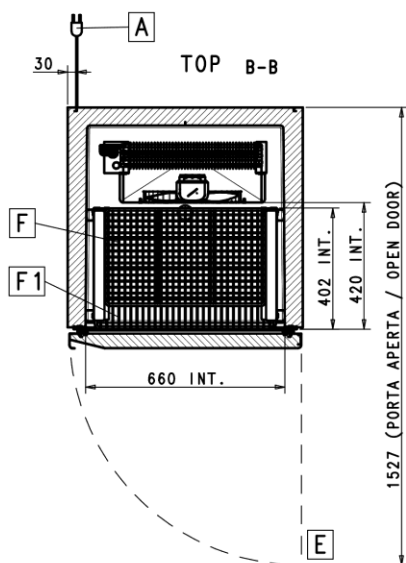
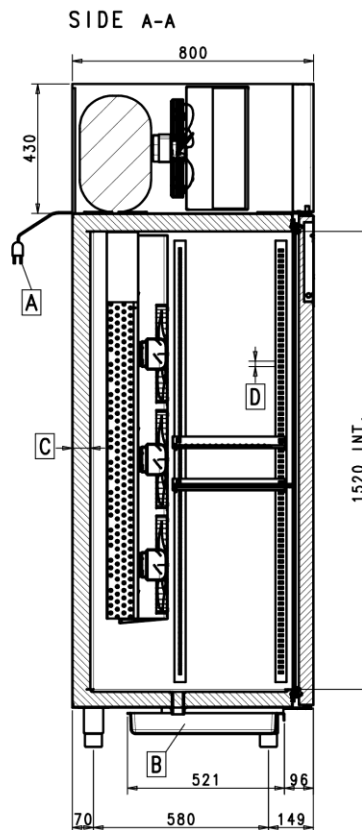
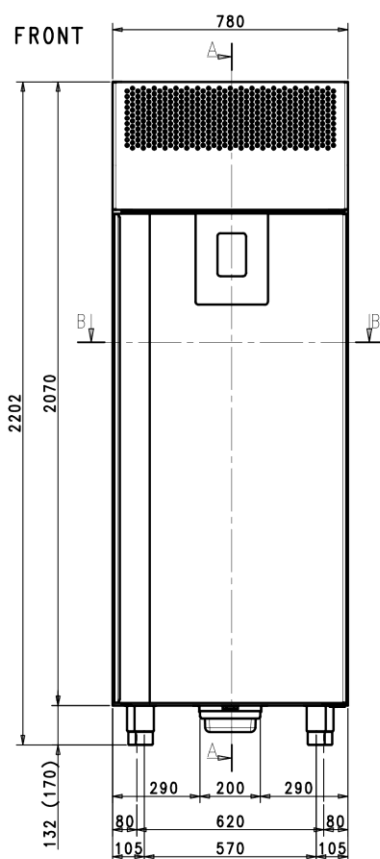
PROF TRAY 20**Dimensioni esterne con imballo**

External dimensions packed

840x882x2369

ABBATTITORE ABF 20 PRO

001



- A - Cavo Alimentazione L.2100 / Line cable 2100 mm length
- B - Vaschetta Raccogli Condensa / Condensate Drain Pan
- C - Spessore Coibentazione 60mm / 60mm insulation thickness
- D - Passo Cremagliere 17.5mm / Slideways support with 17.5mm pitch
- E - Possibilita' di apertura sx / Right hinged door , left hinged option available
- F - Griglia GN1 (325x530mm) non inclusa / Wire shelves GN1 (325x530mm) not included
- F1 - Griglia BN (600x400mm) non inclusa / Wire shelves BN (600x400mm) not included